



Adixen by Alcatel Vacuum Technology

➤ Rotary Vane Pumps

PASCAL series

Rotary Vane Pumps

PASCAL series

A wide range of dedicated solutions



I series

Addressing specific requirements

SD series

Standard pumps for general purpose,

C2 series

Suitable for the most corrosive applications found

C1 series

Designed for high resistance

H1 series

Hermetic series features a very high

Pumping	m ³ /h	2	5	10	15	21	30	60	100
Speed	cfm	1.4	3.8	6.8	10.6	14.6	24	43	85
I series	2 stages	2002 I	2005 I	2010 I	2015 I	2021 I	-	-	-
SD series	2 stages	-	2005 SD	2010 SD	2015 SD	2021 SD	2033 SD	2063 SD	2100 SD
SD series	1 stage	-	1005 SD	-	1015 SD	-	-	-	-
C1 series	2 stages	-	2005 C1	2010 C1	2015 C1	2021 C1	2033 C1	2063 C1	2100 C1
C2 series	2 stages	-	-	2010 C2	2015 C2	2021 C2	2033 C2	2063 C2	-
H1 series	2 stages	-	2005 H1	-	2015 H1	-	2033 H1	2063 H1	-

Rotary Vane Pumps

PASCAL series

Selection guide according to applications

PASCAL series rotary vane pumps can meet the requirements of your specific application by offering a wide range of dedicated series. This pump selection table will help you to choose the most suitable product for a wide variety of vacuum processes in Industry, R&D, and Instrumentation equipment.

Applications	Series				
	SD Series	I Series	C1 Series	C2 Series	H1 Series
Gas analyzers		●			
Leak detection	○	●			
Mass spectrometers		●			
Other spectrometers	○	●			
Electron microscopes		●			
Surface analyzers		●			
Centrifuges	●				
Sterilization		●	○		
Electron tubes	●	○			
Lamps	●	○			
TV tubes (CRT)	●	○			
Refrigeration	●	○			○
Air conditioning	●	○			○
Drying	○	●	○		
Distillation	○	●	○		
Metallurgy	●	○			
Freeze drying		●	○	○	
CVD.LPCVD			○	●	
Ion implantation				●	
Dry etching				●	
Load-lock		○	●	○	
Cryogenics		○			●
Gas recovery					●
Oxygen pumping				●	

●: recommended ○: possible



Notes

The above chart indicates the recommended pump for general groups of applications. The choice may be different according to several parameters such as: working cycles, temperatures, corrosive gas concentrations... In addition, use of inlet or exhaust accessories can improve the pump's behaviour and lifetime. See *chapter Accessories, pages: 95 to 113*.

For specific applications, not listed above, or specific running conditions, our applications

I series 2 stages

2005I - 2010I

2015I - 2021I



Specially designed for analytical Instrument applications:

- Mass spectrometers
- GC/MS
- LC/MS
- Electron microscopes
- Residual Gas Analyzers
- Sterilizers...

I series rotary vane pumps incorporate all the ALCATEL expertise in product design; they address all major requirements of the most sensitive applications of analytical instruments.

High performance

The forced lubrication system, which includes a built-in oil vane pump, enables high performance from atmosphere to the 10^{-4} mbar range. Low backstreaming rate, pumping stability even for light gases are the results of the advanced engineering design of the I series pumps.

Low noise level

Specific work on both the pump and the motor design has reduced noise levels and irritating frequencies. Noise level of 49 dBA is typical value for I series rotary vane pumps.

Easy to use

In order to facilitate maintenance actions or routine inspections, all controls and service access are located on the front of the oil-casing.

Universal single-phase motor

In order to meet one of the major requirements of international OEMs, I series pumps feature a unique single-phase motor covering all world-wide electrical supplies. In addition, this motor complies with all major electrical standards: UL/CSA/CE. See page 18.

Compact design

Reduced dimensions, retractable handle, combined with the choice of horizontal or vertical positioning of inlet and exhaust ports* allow easy integration in space-limited areas.



Easily accessible controls on the front of the oil casing

Optimized tightness

Efficient and reliable anti-suckback system is activated by the oil pump. For all static components attached to oil-casing or central housing, sealing is secured by O-rings. External shaft sealing arrangement can be renewed easily, without dismantling the pump, using the specific shaft seal kit.



Flexible assembly of accessories



Sleeve and leaktight lip seal, accessible for easy maintenance.

(*) : optional horizontal ports, see page 89

Specifications I series 2 stages

		Units	2005I	2010I	2015I	2021I
Nominal pumping speed (*)	50Hz	m ³ /h	5.4	9.7	15	20.7
	60Hz	cfm	3.8	6.8	10.6	14.6
Pneurop pumping speed (*)	50Hz	m ³ /h	4.8	8.5	12.5	16.5
	60Hz	cfm	3.4	6	8.8	11.8
Ultimate partial pressure (*)		mbar	10 ⁻⁴	10 ⁻⁴	10 ⁻⁴	10 ⁻⁴
Ultimate total pressure (*) closed gas ballast		mbar	2.10 ⁻³	2.10 ⁻³	2.10 ⁻³	2.10 ⁻³
Ultimate total pressure (*) open gas ballast		mbar	10 ⁻² m	10 ⁻²	10 ⁻²	10 ⁻²
Water vapor capacity	50/60Hz	g/h	120/110	125/100	110/100	90/90
Water vapor pressure	50/60Hz	mbar	35/25	20/15	12/10	7/7
Noise level (**)	50Hz	dBA	48	49	50	50
	60Hz	dBA	50	51	52	53
Weight		kg (lbs)	25 (55)	26 (57.2)	27 (59.4)	28 (61.6)
Dimensions		see page	25	25	25	25
Electrical motors		see page	8	8	8	8
Max nominal power rating	50/60Hz	kW	0.45/0.55	0.45/0.55	0.45/0.55	0.45/0.55
Min ambient temperature		°C (°F)	12 (54)	12 (54)	12 (54)	12 (54)
Max ambient temperature		°C (°F)	45 (113)	45 (113)	45 (113)	45 (113)
Oil capacity		l	0.83	0.95	0.95	0.98
Inlet flange		ISO-KF	DN 25	DN 25	DN 25	DN 25
Exhaust flange		ISO-KF	DN 25	DN 25	DN 25	DN 25

(*): according to Pneurop specifications; with ALCATEL mineral oil.

Maintenance kits

In order to simplify maintenance performed in the field, ALCATEL provides maintenance kits with interchangeable components.

- Minor kit includes all necessary seals (shaft seals, valves, o-rings...)
- Major kit includes Minor kit components plus vanes, springs, plugs...
- Shaft seal kit includes all components (lip seal, shaft sleeve...) necessary for fast periodic renewal of external shaft sealing.

Accessories

ALCATEL offers a comprehensive range of accessories (mist eliminators, filters, traps...) in order to optimize pump operation in various running conditions. *These accessories are described pages 95 to 113.*

Oils

Oils of different viscosities and specifications are available, to enable customers to obtain the best performance from rotary vane pumps under different application conditions. *See pages 92 and 93.*

Pumping speed characteristics

See pages 79 to 83 for pumping speed/pressure and pressure drop curves.

Ordering information: *see pages 88 to 91.*

Universal single-phase and three-phase motors for all series from 5 to 21 m³/h



Unique universal motors

- international usage
- covering all worldwide voltages
- complying with all electrical standards
- easy to configure
- wide choice of plugs and cables
- quiet operation

Notes

They are supplied with power cable and plugs for single-phase types; and without for three-phase types (except for US market:

Universal single-phase motor

- **voltage ranges:**
High voltage: 180V to 254V
50/60 Hz
Low voltage: 90V to 132V
50/60Hz
- voltage range is determined by the position of a simple **rocker switch**, enabling the pump to be configured easily, without need for hard wiring.
- **indication** of voltage range is visible through a window provided in the box cover.
- **on/off switch** controls pump operation (optional)
- **IEC socket** allows flexibility for a wide choice of power lead terminations.
- **complies** with major international electrical standards: **UL/CSA/CE**
- protection level: **IP43 (TEFC type)**

Universal three-phase motor

- **voltage ranges:**
High voltage: 342V to 460V 50Hz
342V to 520V 60Hz
Low voltage: 170V to 254V 50Hz
170V to 300V 60Hz
- **complies** with major international standards: **UL/CSA/CE**
- protection level: **IP43 (TEFC type)**
- **thermally protected: dry contact (Normally Closed)** is available



Easy to use, functional interface



Three-phase universal motor

Rotary Vane Pumps

PASCAL series

I series 2002I



2002I is specially designed for integration into portable or compact systems (spectrometers, analyzers, leak detectors, centrifuges...).

Offering all advantages of new generation rotary vane pumps with small dimensions and weight, they include all necessary features for high performance :

- forced lubrication
- built-in anti-suckback
- gas ballast valve ...

Among the smallest pumps available on the market, their innovative design allows to offer high performances for small dimensions and light weight.

Maintenance kits

- minor kit includes all necessary O-rings and seals.
- major kit includes minor kit plus

Accessories

ALCATEL offers a full range of conventional accessories in order to optimize pump operation in various running conditions.

Specifications I series 2002I

		Units	2002I
Nominal pumping speed (*)	50Hz	m ³ /h	2
	60Hz	cfm	1.4
Pneurop pumping speed (*)	50Hz	m ³ /h	1.6
	60Hz	cfm	1.1
Ultimate total pressure (*) closed gas ballast		mbar	3.10 ³
Ultimate total pressure (*) open gas ballast		mbar	3.10 ²
Water vapor capacity	50/60Hz	g/h	36/35
Water vapor pressure	50/60Hz	mbar	30/30
Noise level (**)	50Hz	dBA	50
	60Hz	dBA	54
Weight (max)		kg (lbs)	12 (26.4)
Dimensions		see page	25
Electrical motors		see page	31
Max nominal power rating	50/60Hz	W	190/230
Min ambient temperature		°C (°F)	12 (54)
Max ambient temperature		°C (°F)	35 (95)
Oil capacity		l	0.35
Inlet flange		ISO-KF	DN 16
Exhaust port		mm	Ø 10

(*): according to Pneurop specifications; with ALCATEL mineral oil.

(**): typical values, according to Pneurop specifications.

Oils

A wide choice of oils is available to obtain the best performance from pumps under different application conditions.

See pages 92 and 93.

Important

A121 is the recommended oil for 2002 pumps in case of intensive

Ordering information:
see page 91 for more details concerning different motor versions.

SD series 2 stages

2005SD - 2010SD - 2015SD - 2021SD - 2033SD - 2063SD - 2100SD



SD series rotary vane pumps address the requirements of all major vacuum applications in diverse industries.

Adapted to all current non-corrosive applications :

- Lamps manufacturing
- Neon signs manufacturing
- Electron tubes evacuation
- TV tubes manufacturing
- Metallurgy
- Centrifuges....



2010SD

From 5 to 21 m³/h:

- **no oil mist pollution** at the exhaust : the natural lubrication design offers the lowest oil mist level, even with high throughputs or frequent cycling between atmosphere and ultimate pressure.
- **compact design** : reduced dimensions, choice of horizontal or vertical inlet and exhaust ports*, all controls and service access located on the front.
- **optimized tightness** : integrated anti-suckback ; all static sealings secured by O-rings; external shaft seal can be renewed easily, without dismantling the pump.
- **universal single-phase and**

From 33 to 100 m³/h:

- **forced lubrication** for continuous operation at all pressures.
- **built-in anti-suckback**, activated by the oil pump, for protection of vacuum system against pressure rise.
- **rugged design** for improved efficiency and reliability.
- **universal and specific** three-phase motors, in line with international requirements (see *ordering information pages 90 and 91*).



2033SD

From 5 to 100 m³/h :

- **high pumping speed** from atmosphere to vacuum.
- **efficient gas ballast** for vapor pumping.
- **air cooled** for optimum performance
- **field serviceable**, using the



2100SD

(*) : optional horizontal ports, see page 89

Specifications SD series 2 stages

		Units	2005SD	2010SD	2015SD	2021SD	2033SD	2063SD	2100SD
Nominal pumping speed (*)	50Hz	m ³ /h	5.4	9.7	15	20.7	30	60	120
	60Hz	cfm	3.8	6.8	10.6	14.6	23.3	42.4	85
Pneurop pumping speed (*)	50Hz	m ³ /h	4.8	8.5	12	15.5	27	55	100
	60Hz	cfm	3.4	6	8.8	11.8	18.8	38	70.6
Ultimate partial pressure (*)		mbar	10 ⁴	10 ⁴	10 ⁴	10 ⁴	2.10 ⁴	3.10 ⁴	2.10 ⁴
Ultimate total pressure (*) closed gas ballast		mbar	2.10 ³	2.10 ³	2.10 ³	2.10 ³	3.10 ³	3.10 ³	3.10 ³
Ultimate total pressure (*) open gas ballast		mbar	10 ²	10 ²	10 ²	10 ²	2.10 ²	2.10 ²	3.10 ²
Water vapor capacity	50/60Hz	g/h	120/110	125/100	110/100	90/90	700	1200	3000
Water vapor pressure	50/60Hz	mbar	35/25	20/15	12/10	7/7	30	25	40
Weight (max)		kg (lbs)	25 (55)	26 (57.2)	27 (59.4)	28 (61.6)	61 (134)	93 (205)	231 (508)
Dimensions		see page	25	25	25	25	27	27	29
Electrical motors		see page	8	8	8	8	31	31	31
Max nominal power rating	50/60Hz	kW	0.45/0.55	0.45/0.55	0.45/0.55	0.45/0.55	1.1/1.3	2.2/2.6	3/3.6
Min ambient temperature		°C (°F)	12 (54)	12 (54)	12 (54)	12 (54)	12 (54)	12 (54)	12 (54)
Max ambient temperature		°C (°F)	45 (113)	45 (113)	45 (113)	45 (113)	45 (113)	45 (113)	45 (113)
Oil capacity		l	0.83	0.95	0.95	0.98	3.6	7	7.5
Inlet flange		ISO-KF	DN 25	DN 25	DN 25	DN 25	DN 40	DN 40	DN 50
Exhaust flange		ISO-KF	DN 25	DN 25	DN 25	DN 25	DN 40	DN 40	DN 50

(*) : according to Pneurop specifications; with ALCATEL mineral oil.

Maintenance kits

In order to simplify maintenance performed in the field, ALCATEL provides maintenance kits including interchangeable components.

- Minor kit includes all necessary seals (shaft seals, valves, o-rings...)
- Major kit includes Minor kit plus vanes, springs, plugs...
- Shaft seal kit (for 2005SD to 2021SD) includes all components (lip seal, shaft sleeve...) necessary for fast periodic renewal of external shaft seal.

Accessories

ALCATEL offers a comprehensive range of accessories (mist eliminators, filters, traps...) in order to optimize pump operation in various running conditions. *These accessories are described page 95 to 113.*

Oils

Oils of different viscosities and specifications are available, to enable customers to obtain the best performance from rotary vane pumps, under different application conditions. *See pages 92 and 93.*

Pumping speed characteristics

See pages 79 to 83 for pumping speed/pressure and pressure drop curves.

Ordering information:
see pages 88 to 91.

Rotary Vane Pumps

PASCAL series

C1 series 2 stages

2005C1 - 2010C1 - 2015C1 - 2021C1 - 2033C1 - 2063C1 - 2100C1



Specially designed for pumping corrosive or aggressive gases in the chemical industry and R&D, meeting strict requirements with regards to material compatibility and corrosion resistance.

C1 series rotary vane pumps are adapted to different applications involving corrosive media ; free of sensitive materials, they offer reliable operation even in aggressive conditions.

Design features for improved corrosion protection

Feature materials	2005C1 to 2021C1	2033C1 and 2063C1	2100C1
Stainless steel, grey cast iron, aluminium...	●	●	●
Viton seals	●	●	●
Chromium oxide coating on bearing surfaces	● all shafts	● external shafts	
High strength oil sight glass	●	●	●
Integrated oil filter		●	
Oil casing gas purge		●	

High performance : efficient pumping and low ultimate pressure, ensured by forced lubrication from oil pump.

Integrated anti-suckback activated by the oil pump, providing vacuum integrity.

Efficient gas ballast, preventing vapor condensation in the pump.

Universal and specific motors : 2005C1 to 2021C1 : single-phase and three-phase, (see page 68). 2033C1, 2063C1 : three-phase, (see ordering information pages 90 and 91).

Easy to operate and to maintain Field serviceable, using the appropriate maintenance kits.



2021C1



2063C1

Specifications C1 series 2 stages

			Units	2005C1	2010C1	2015C1	2021C1	2033C1	2063C1	2100C1
Nominal pumping	50Hz	speed (*)	m ³ /h	5.4	9.7	15	20.7	30	60	120
	60Hz		cfm	3.8	6.8	10.6	14.6	23.3	42.4	85
Pneuop pumping	50Hz		m ³ /h	4.8	8.5	12.5	16.5	27	55	100
	60Hz	speed (*)	cfm	3.4	6	8.8	11.8	18.8	38	70.6
Ultimate partial pressure (*)			mbar	10 ⁻⁴	10 ⁻⁴	10 ⁻⁴	10 ⁻⁴	3.10 ⁻⁴	3.10 ⁻⁴	3.10 ⁻⁴
Ultimate total pressure (*) closed gas ballast			mbar	2.10 ⁻³	2.10 ⁻³	2.10 ⁻³	2.10 ⁻³	3.10 ⁻³	3.10 ⁻³	3.10 ⁻³
Ultimate total pressure (*) open gas ballast			mbar	10 ⁻²	10 ⁻²	10 ⁻²	10 ⁻²	2.10 ⁻²	2.10 ⁻²	2.10 ⁻¹
Water vapor capacity	50/60Hz		g/h	120/110	125/100	110/100	90/90	700	1200	3000
Water vapor pressure	50/60Hz		mbar	35/25	20/15	12/10	7/7	30	25	40
Weight (max)			kg (lbs)	25 (55)	26 (57.2)	27 (59.4)	28 (61.6)	74 (163)	98 (216)	231 (508)
Dimensions			see page	25	25	25	25	27	27	29
Electrical motors			see page	8	8	8	8	31	31	31
Max nominal power rating	50/60Hz		kW	0.45/0.55	0.45/0.55	0.45/0.55	0.45/0.55	1.1/1.3	2.2/2.6	3/3.6
Min ambient temperature			°C (°F)	12 (54)	12 (54)	12 (54)	12 (54)	12 (54)	12 (54)	12 (54)
Max ambient temperature			°C (°F)	45 (113)	45 (113)	45 (113)	45 (113)	45 (113)	45 (113)	45 (113)
Oil capacity			l	0.83	0.95	0.95	0.98	3.6	7	7.5
Inlet flange			ISO-KF	DN 25	DN 25	DN 25	DN 25	DN 40	DN 40	DN 50
Exhaust flange			ISO-KF	DN 25	DN 25	DN 25	DN 25	DN 40	DN 40	DN 50

(*) : according to Pneuop specifications ; with ALCATEL mineral oil.

Maintenance kits

In order to simplify maintenance performed in the field, ALCATEL provides maintenance kits including interchangeable components.

- Minor kit includes all necessary seals (shaft seals, valves, o-rings...)
- Major kit includes Minor kit plus vanes, springs, plugs...
- Shaft seal kit (for 2005C1 to 2021C1) includes all components (lip seal, shaft sleeve...) necessary for fast periodic maintenance.

Accessories

A comprehensive range of accessories is available, in order to optimize pump operation in various running conditions. *These accessories are described pages 95 to 113.*

Oils

Oils of different viscosities and chemical compatibility are available, to enable customers to obtain the best performance from rotary vane pumps. *See pages 92 and 93.*

Pumping speed characteristics

See pages 79 to 83 for pumping speed/pressure and pressure drop

Important

Industries and R&D are using a wide range of different chemicals; C1series rotary vane pumps can be used with many of these products. As far as material compatibility is concerned, we advise our customers to contact our applications specialists, in order to define the most appropriate solution.

Ordering information:
see pages 88 to 91.

Rotary Vane Pumps

PASCAL series

C2 series 2 stages 2010C2 - 2015C2 - 2021C2 - 2033C2 - 2063C2



C2 series rotary vane pumps are the best answer to the most aggressive pumping environments. They incorporate specific anti corrosion features for improved reliable operation.

Adapted to harsh processes in the semiconductor manufacturing industry :

- Plasma etching
- Reactive sputtering
- Ion implantation
- PECVD
- RIE....



Sensors connections on 2033C2

Specific design features

Features	2010C2 to 2021C2	2033C2 and 2063C2
Viton seals	●	●
Chromium oxide coating on bearing surfaces	● all shafts	● all shafts
Synthetic oil sight material	●	●
Oil casing purge		●
Gas ballast connection for neutral gas purge	●	●
Oil degassing system : bubbler	●	●
Composite solid vane material (HP stage, oil pump)	●	●
Oil pump pressure sensor connection		●
Oil temperature sensor connection		●



Oil degassing system : bubbler on 2021C2

Forced lubrication for reliable

Built-in anti-suckback for vacuum integrity.

Bubbler purge: providing continuous nitrogen injection into the oil, resulting in a 10° C lower operating temperature and reduced corrosion

Sensor connections for pump operation monitoring, available on models 2033C2 and 2063C2.

Designed and prepared for PFPE fluids fluids must be ordered separately ; see pages 92 and 93.



2021C2

Specifications C2 series 2 stages

		Units	2010C2	2015C2	2021C2	2033C2	2063C2
Nominal pumping speed (*)	50Hz	m ³ /h	9.7	15	20.7	30	60
	60Hz	cfm	6.8	10.6	14.6	23.3	42.4
Pneurop pumping speed (*)	50Hz	m ³ /h	8.5	12.5	16.5	27	55
	60Hz	cfm	6	8.8	11.8	18.8	38
Ultimate partial pressure (*)		mbar	5.10 ⁻⁴	5.10 ⁻⁴	5.10 ⁻⁴	5.10 ⁻⁴	5.10 ⁻⁴
Ultimate total pressure (*) closed gas ballast		mbar	3.10 ⁻³	3.10 ⁻³	3.10 ⁻³	3.10 ⁻³	3.10 ⁻³
Weight (max)		kg (lbs)	26 (57.2)	27 (59.4)	28 (61.6)	76 (167)	98 (216)
Dimensions		see page	26	26	26	28	28
Electrical motors		see page	8	8	8	31	31
Max nominal power rating	50/60Hz	kW	0.45/0.55	0.45/0.55	0.45/0.55	1.1/1.3	2.2/2.6
Min ambient temperature		°C (°F)	12 (54)	12 (54)	12 (54)	12 (54)	12 (54)
Max ambient temperature		°C (°F)	45 (113)	45 (113)	45 (113)	45 (113)	45 (113)
Oil capacity		l	0.95	0.95	0.98	3.6	7
Inlet flange		ISO-KF	DN 25	DN 25	DN 25	DN 40	DN 40
Exhaust flange		ISO-KF	DN 25	DN 25	DN 25	DN 40	DN 40

(*) : according to Pneurop specifications; with ALCATEL 113 synthetic fluid.

Maintenance kits

In order to simplify maintenance performed in the field, ALCATEL provides maintenance kits including interchangeable components:

- Minor kit includes all necessary seals (shaft seals, valves, o-rings...)
- Major kit includes Minor kit plus vanes, springs, plugs...
- Shaft seal kit (for 2010C2, 2015C2 and 2021C2) includes all components (lip seal, shaft sleeve...) necessary for fast periodic maintenance.

Accessories

A comprehensive range of accessories is available, in order to optimize pump operation in various running conditions. *These accessories are described pages 95 to 113.*

Oils

Synthetic oils of different viscosities and chemical compatibility are available, to enable customers to obtain the best performance from rotary vane pumps. Recommended oil is A113. *See pages 92 and 93.*

Pumping speed characteristics

See pages 79 to 83 for pumping speed/pressure and pressure drop

Important

Semiconductor manufacturing industry uses a wide range of different corrosive gases. As far as material and fluid compatibility are concerned, as well as for particles or solids generation in the pumps, we advise our customers to contact our applications specialists in order to define the most appropriate solution.

Ordering information:
see pages 88 to 91.

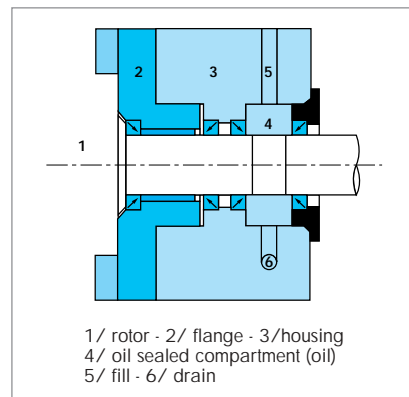
Rotary Vane Pumps

PASCAL series

H1 series 2 stages 2005H1 - 2015H1 - 2033H1 - 2063H1



Specially designed for pumping and handling precious gases, while preserving a high level of tightness.



Tightness design of shaft sealing

H1 series rotary vane pumps are specially designed for pumping helium 3 and other precious or exotic gases used in closed-loop cryogenic systems.

These **hermetic** pumps feature specific technological design, allowing high level of tightness for pumped gases and ambient atmosphere.

Each pump is individually tested and delivered with a tightness control certificate.

Specific design features for improved tightness

- **static** : oil casing is made of welded stainless steel; all seals are secured with O-rings. Central housing is machined from a solid piece of aluminum.
- **dynamic** : shaft sealing arrangement design includes an additional oil sealed compartment between lip seals.

Operating pressures

H1 series rotary vane pumps can operate with exhaust pressure from 50 to 2000 mbar (absolute pressure).

For 2033H1 and 2063H1, the direction of the external lip seal is different, whether the exhaust pressure is above or below atmosphere ; **part numbers are different: consult Alcatel before ordering.**

Forced lubrication for reliable operation at all pressures.

Built-in anti suckback for vacuum integrity.

Efficient cooling :

2005/2015 H1 : air
2033/2063 H1 : water



Power limitation/operating pressures

Exhaust pressure	Max inlet pressure ¥ continuous operation mbar			
	mbar	2005H1	2015H1	2033H1
50	1000	1000	60	60
1000	1000	200	60	60
2000	100	20	60	60

Specifications H1 series 2 stages

		Units	2005H1	2015H1	2033H1	2063H1
Nominal pumping speed (*)	50Hz	m ³ /h	5.4	15	30	60
	60Hz	cfm	3.8	10.6	23.3	42.4
Pneurop pumping speed (*)	50Hz	m ³ /h	4.8	12.5	27	55
	60Hz	cfm	3.4	8.8	18.8	38
Ultimate partial pressure (*)		mbar	10 ⁻⁴	10 ⁻⁴	2.10 ⁻⁴	3.10 ⁻⁴
Ultimate total pressure (*)		mbar	2.10 ⁻³	2.10 ⁻³	3.10 ⁻³	3.10 ⁻³
Min exhaust pressure		mbar	50	50	50	50
Max exhaust pressure		mbar	2000	2000	2000	2000
Tightness : leak rate		mbar.l/s	2.10 ⁻⁷	2.10 ⁻⁷	2.10 ⁻⁷	2.10 ⁻⁷
Water cooling flow (20°C)		l/mn	-	-	2	3
Dimensions		see page	26	26	28	28
Electrical motors		see page	8	8	31	31
Weight (max)		kg (lbs)	27 (59.5)	29.5 (65)	74 (163)	100 (220)
Max nominal power rating	50/60Hz	kW	0.45/0.55	0.45/0.55	1.1/1.3	2.2/2.6
Min ambient temperature		°C (°F)	12 (54)	12 (54)	12 (54)	12 (54)
Max ambient temperature		°C (°F)	35 (95)	35 (95)	45 (113)	45 (113)
Oil capacity		l	0.58	0.78	4.8	7.8
Inlet flange		ISO-KF	DN 25	DN 25	DN 40	DN 40
Exhaust flange		ISO-KF	DN 25	DN 25	DN 40	DN 40

(*): according to Pneurop specifications; with ALCATEL mineral oil.

Maintenance kits

In order to simplify maintenance performed in the field, ALCATEL provides maintenance kits including interchangeable components:

- Minor kit includes all necessary seals (shaft seals, valves, o-rings...)
- Major kit includes Minor kit plus vanes, springs, plugs...

Accessories

ALCATEL offers a comprehensive range of accessories (mist eliminators, filters, traps...) in order to optimize pump operation in various running conditions. *These accessories are described page 95 to page 113.*

Oils

Oils of different viscosities and specifications are available, to enable customers to obtain the best performance from rotary vane pumps, under different application conditions. *See pages 92 and 93.*

Pumping speed characteristics

See pages 79 to 83 for pumping speed/pressure and pressure drop curves.

Ordering information:
see pages 88 to 91.

SD series 1 stage 1005SD - 1015SD



Single stage rotary vane pumps are the best choice whenever high condensable vapor pumping capacity is needed or low ultimate pressure is not necessary. They are of the same design as the corresponding 2 stages models (except 1015, using forced lubrication).

Specifications

		Units	1005SD	1015SD
Nominal pumping speed (*)	50Hz	m ³ /h	5.4	15
	60Hz	cfm	3.8	10.6
Pneurop pumping speed (*)	50Hz	m ³ /h	4.8	12.5
	60Hz	cfm	3.4	8.8
Ultimate total pressure (*) closed gas ballast		mbar	5.10 ⁻²	5.10 ⁻²
Ultimate total pressure (*) open gas ballast		mbar	4	7
Water vapor capacity	50/60Hz	g/h	120/130	330/370
Water vapor pressure	50/60Hz	mbar	35/25	35/30
Weight (max)		kg (lbs)	21 (46.2)	24.5 (54)
Dimensions		see page	25	25
Electrical motors		see page	8	8
Max nominal power rating	50/60Hz	kW	0.45/0.55	0.45/0.55
Min ambient temperature		°C (°F)	12 (54)	12 (54)
Max ambient temperature		°C (°F)	45 (113)	45 (113)
Oil capacity		l	1.1	1
Inlet flange		ISO-KF	DN 25	DN 25
Exhaust flange		ISO-KF	DN 25	DN 25

(*): according to Pneurop specifications; with ALCATEL mineral oil.

Maintenance kits

ALCATEL provides maintenance kits including interchangeable components:

- Minor kit includes all necessary seals
- Major kit includes Minor kit plus vanes, springs, plugs...

Accessories

A comprehensive range of accessories is described pages 95 to 113.

Oils

Oils of different viscosities and specifications are available; see pages 92 and 93.

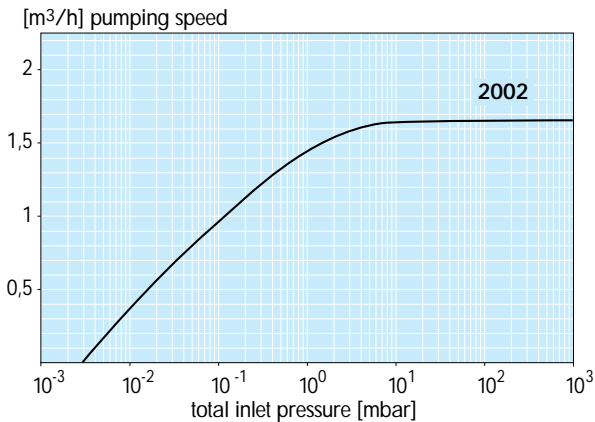
Pumping speed characteristics

See pages 79 to 83 for pumping speed/pressure and pressure drop curves.

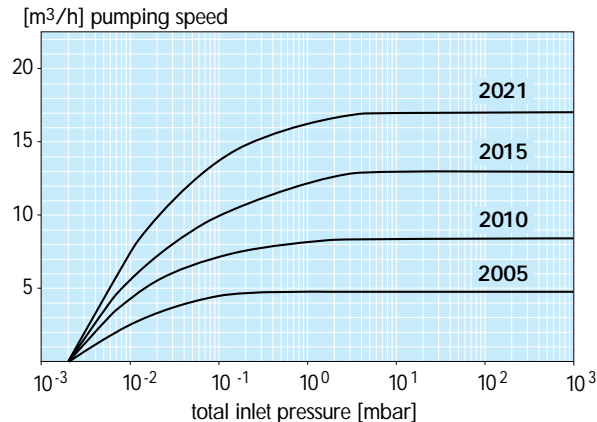
Ordering information: see pages 88 to 91.

Pumping curves 50 Hz

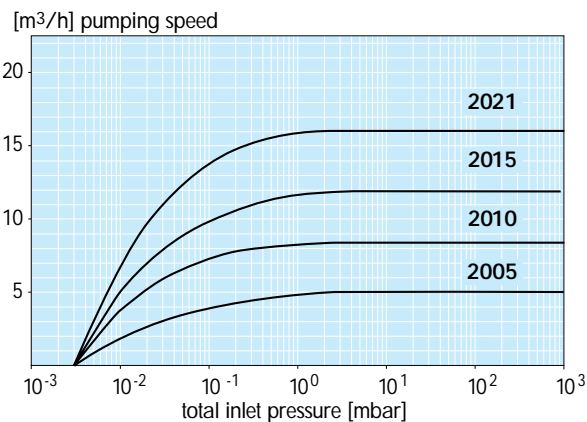
2002I



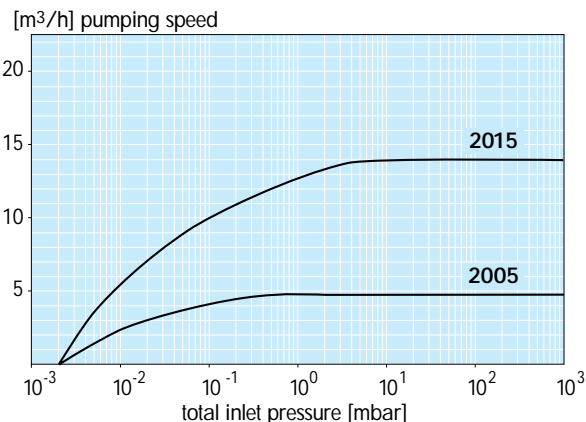
2005I/C1 - 2010I/C1/C2
2015I/C1/C2 - 2021I/C1/C2



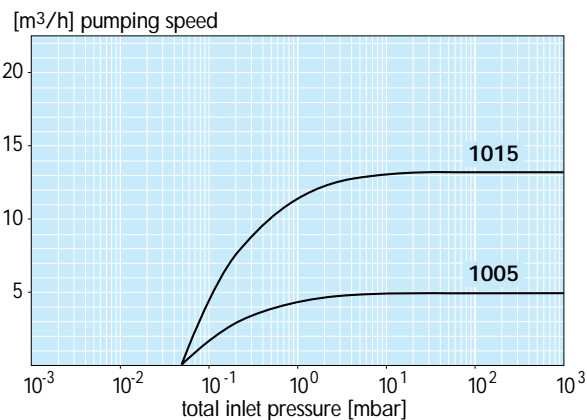
2005SD - 2010SD
2015SD - 2021SD



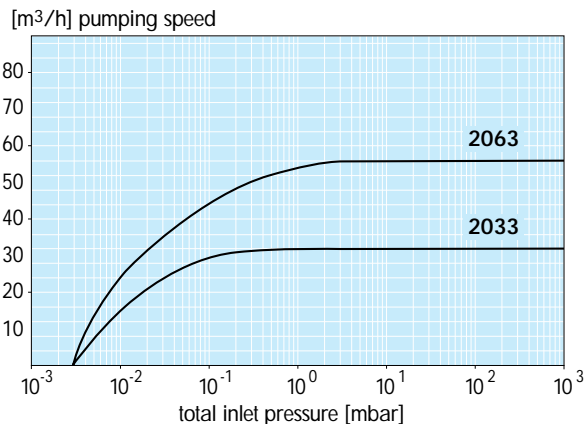
2005H1 - 2015H1



1005SD - 1015SD



2033SD/C1/C2/H1
2063SD/C1/C2/H1

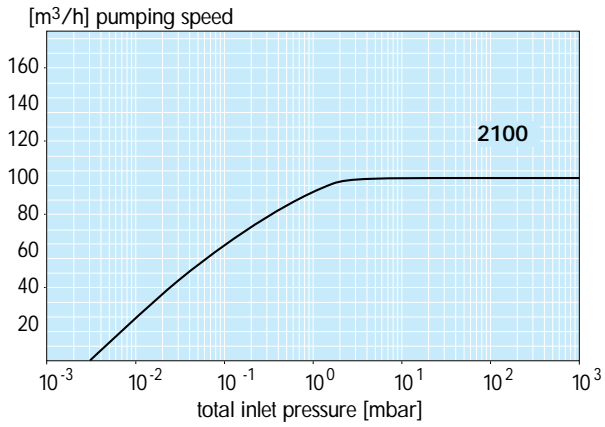


Rotary Vane Pumps

PASCAL series

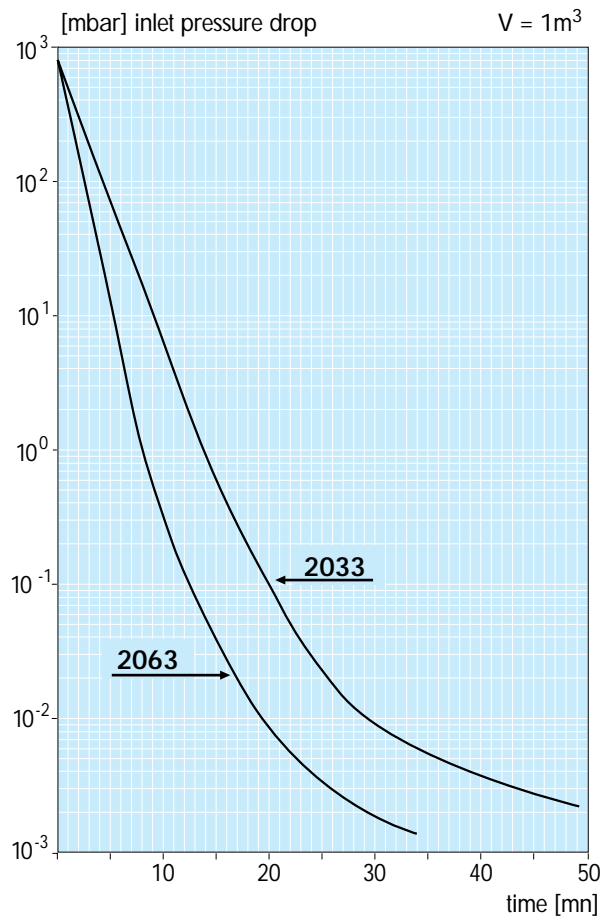
Pumping curves 50 Hz

2100SD/C1



2033SD/C1/C2/H1

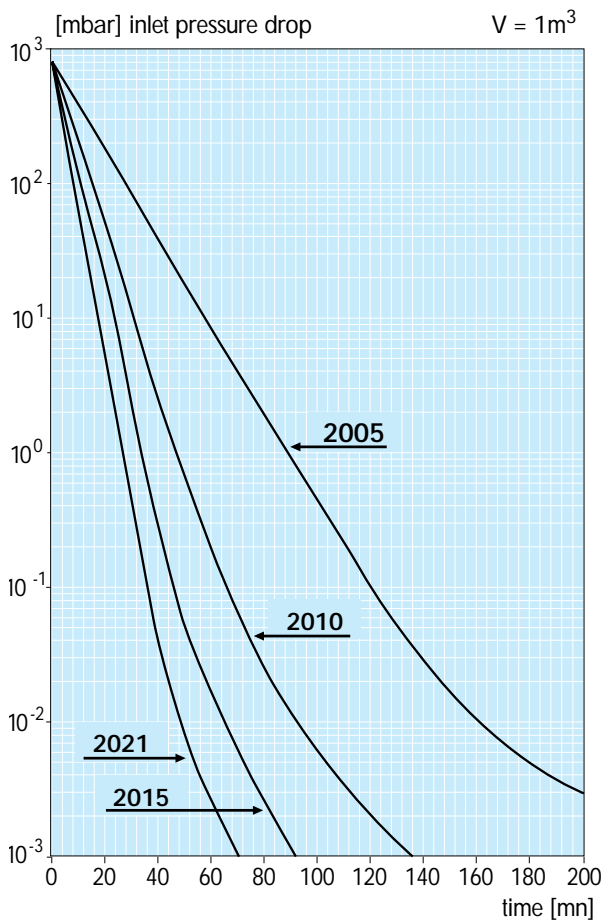
2063SD/C1/C2/H1



2005SD/I/C1/H1 - 2010SD/I/C1/C2

2015SD/I/C1/C2/H1

2021SD/I/C1/C2

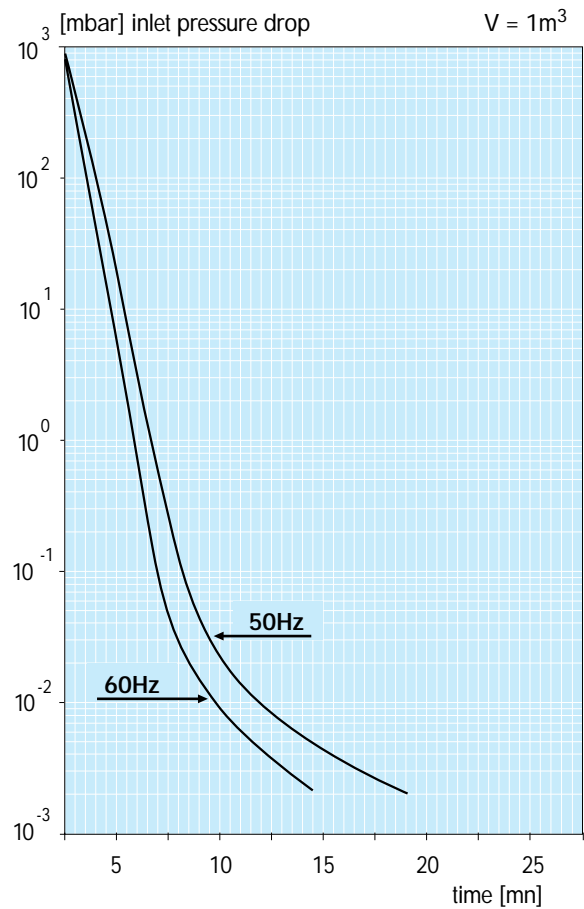
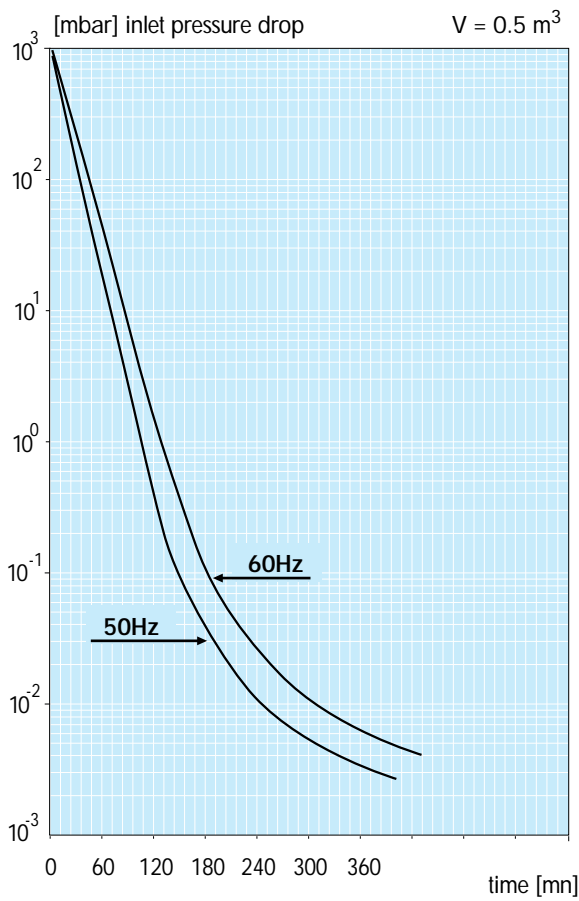


Rotary Vane Pumps PASCAL series

Pumping curves 50 Hz - 60 Hz

2002I

2100SD/C1

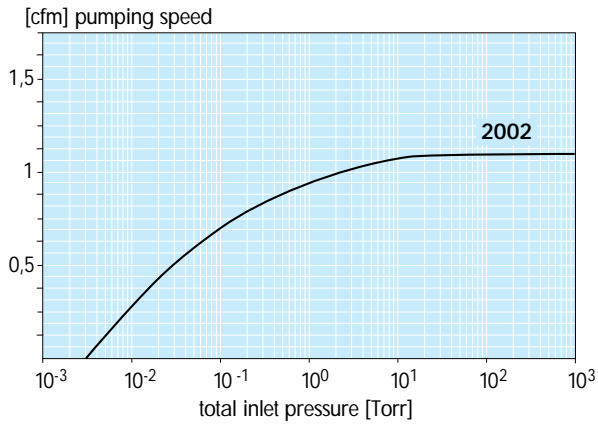


Rotary Vane Pumps

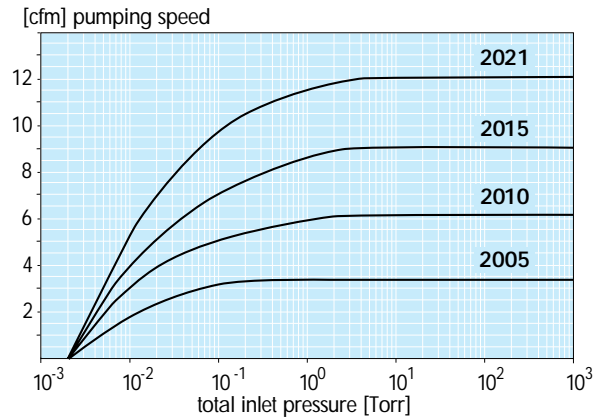
PASCAL series

Pumping curves 60 Hz

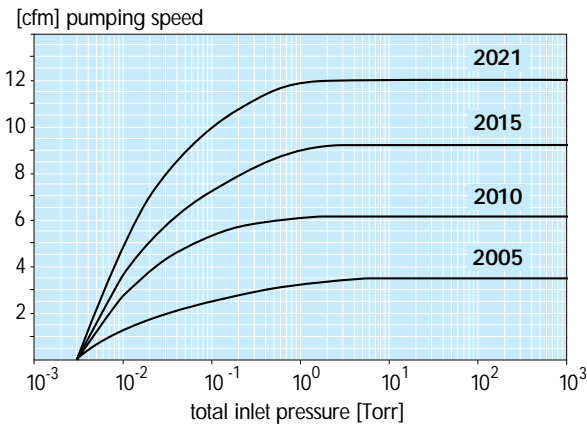
2002I



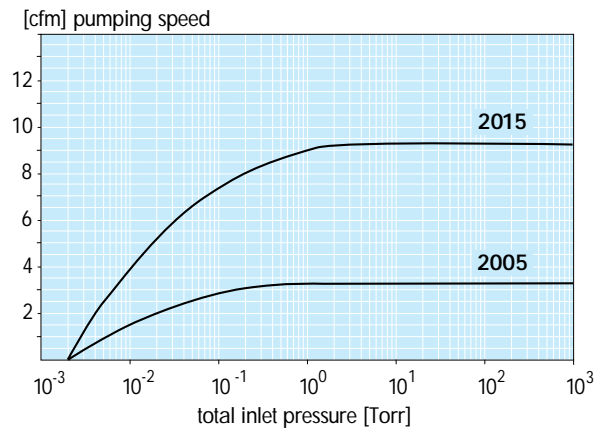
2005I/C1 - 2010I/C1/C2
2015I/C1/C2 - 2021I/C1/C2



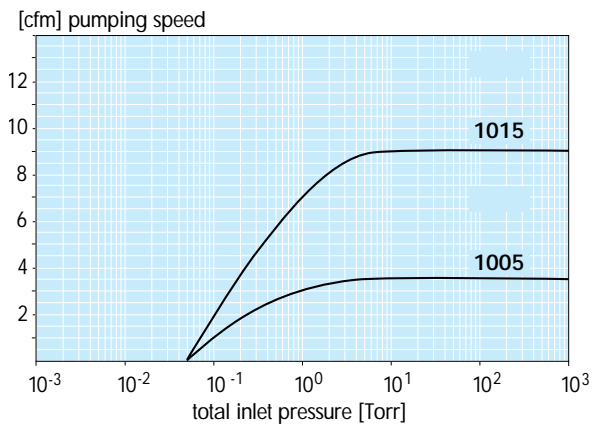
2005SD - 2010SD
2015SD - 2021SD



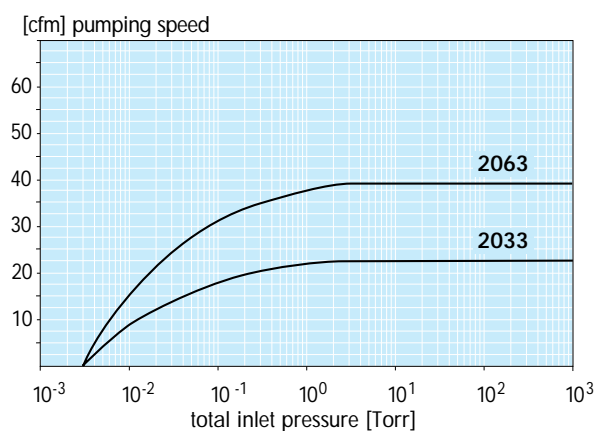
2005H1 - 2015H1



1005SD - 1015SD

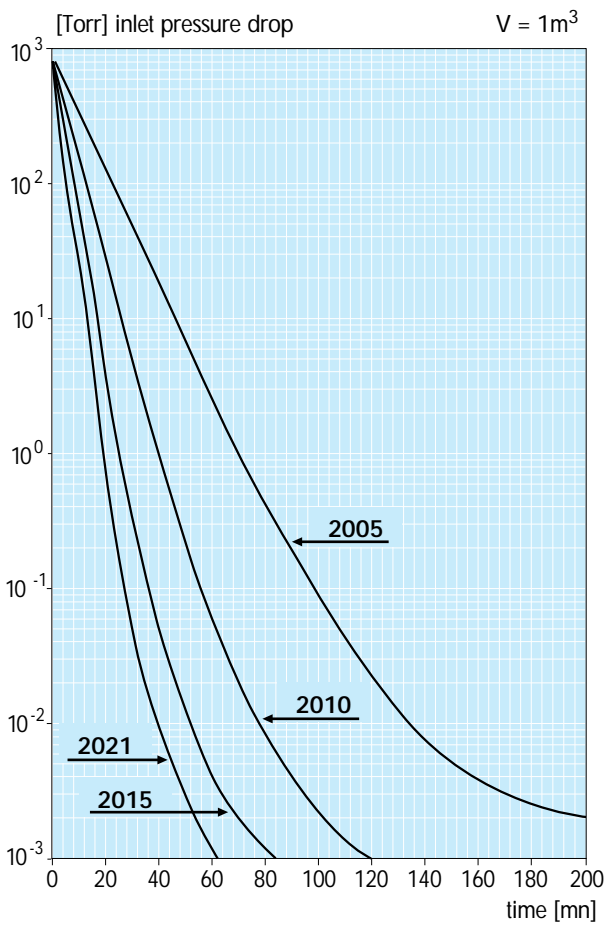


2033SD/C1/C2/H1
2063SD/C1/C2/H1

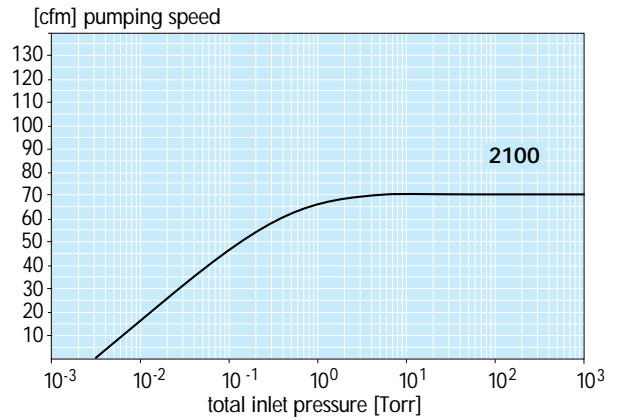


Pumping curves 60 Hz

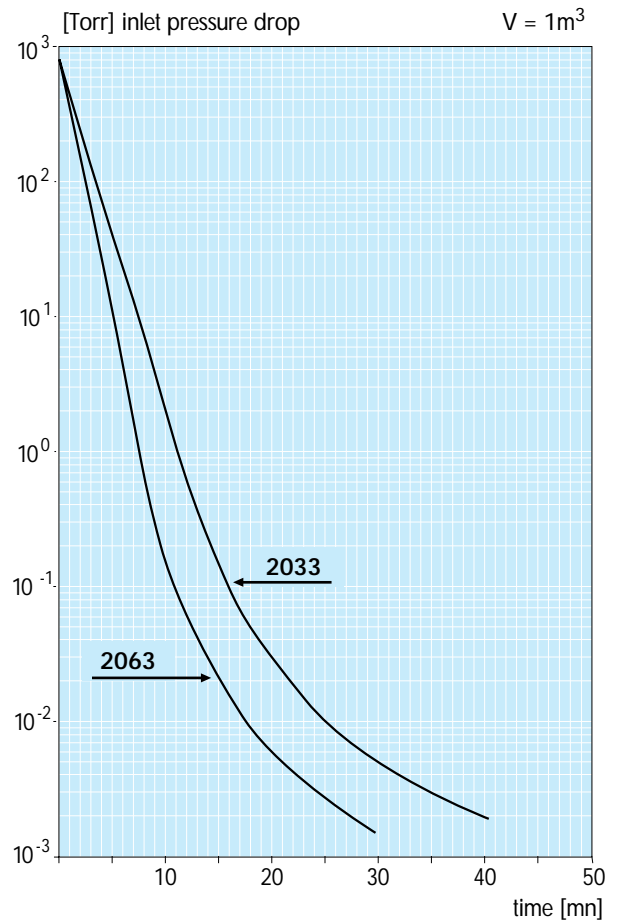
2005SD/I/C1/H1 - 2010SD/I/C1/C2
2015SD/I/C1/C2/H1
2021SD/I/C1/C2



2100SD/C1



2033SD/C1/C2/H1
2063SD/C1/C2/H1

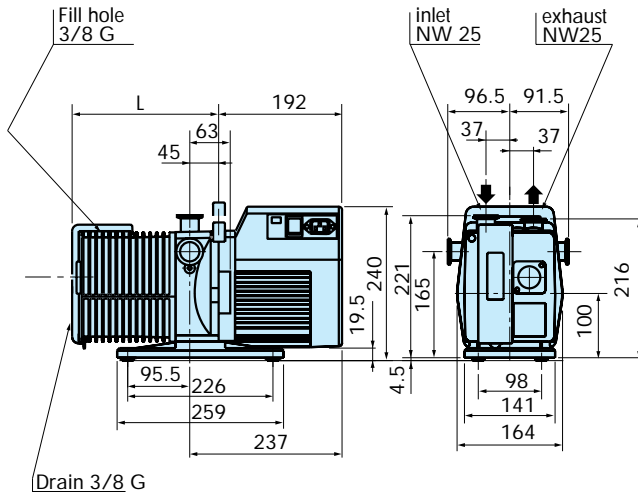


Rotary Vane Pumps

PASCAL series

Dimensional drawings

2005SD/I/C1 - 2010SD/I/C1 - 2015SD/I/C1 - 2021SD/I/C1
1005SD - 1015SD

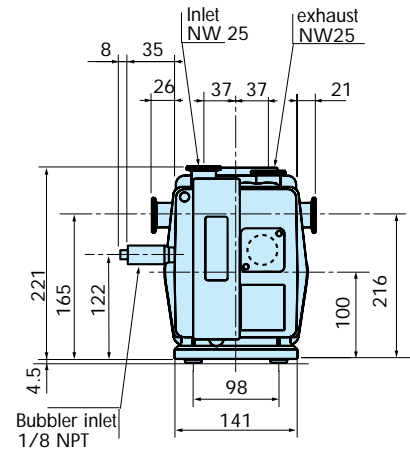
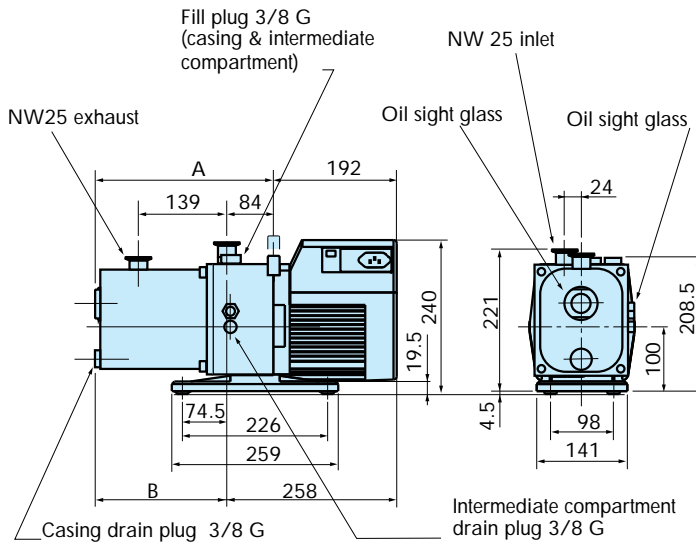


Specific dimensions	
Model	L mm
2005	228
2010	245
2015	270
2021	291
1005	228
1015	245

*same dimensions for single and three-phase motors

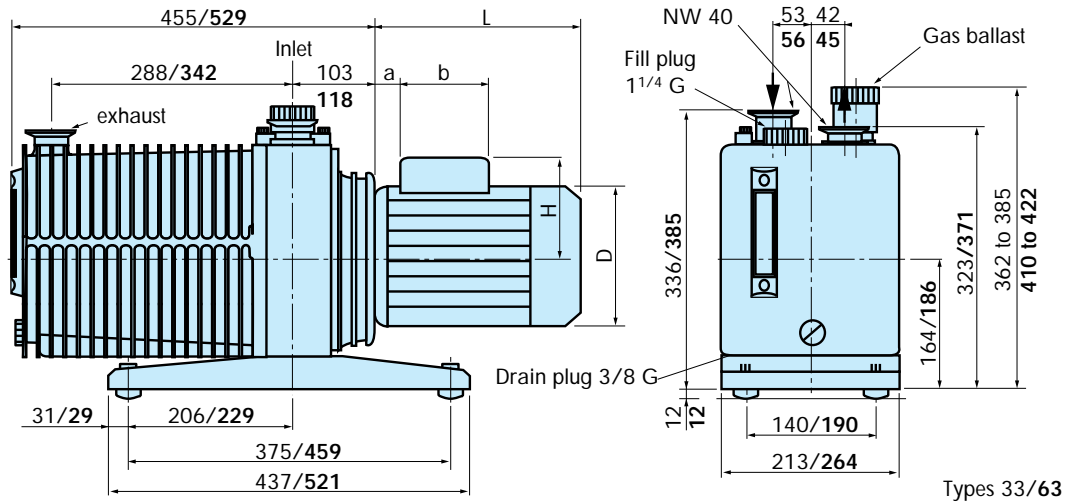
2005H1 - 2015H1

2010C2
2015C2
2021C2

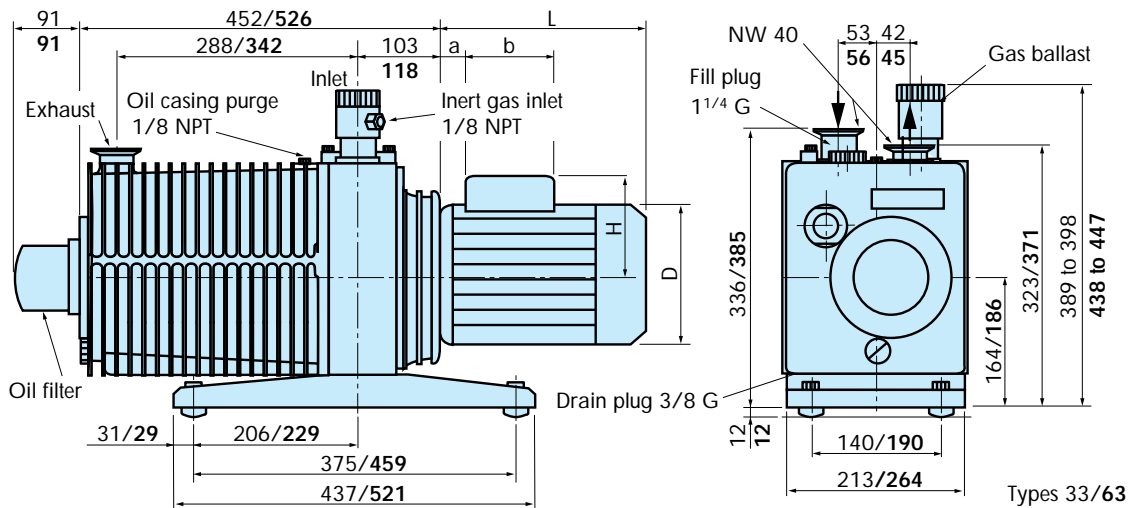


Specific dimensions		
Model	A mm	B mm
2005	279	195
2015	310	226

2033SD - 2063SD



2033C1 - 2063C1



Specific dimensions according to motors

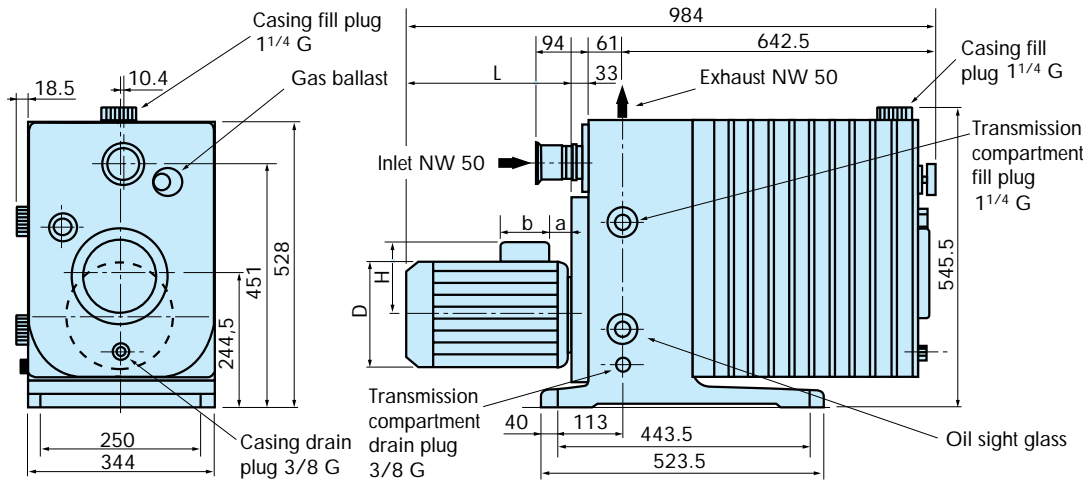
Motor type	L mm	D mm	H mm	a mm	b mm
VDE	224	180	135	255.5	86
CSA	212	184	132	26	87
JIS	246	180	135	25.5	86
UL/CSA CE	240	185	142	265	87

Specific dimensions according to motors

Motor type	L mm	D mm	H mm	a mm	b mm
VDE	290	196	140	26.5	86
CSA	285	195	140	25	87
JIS	290	196	140	26.5	86
UL/CSA CE	285	195	149	25	87

Dimensional drawings

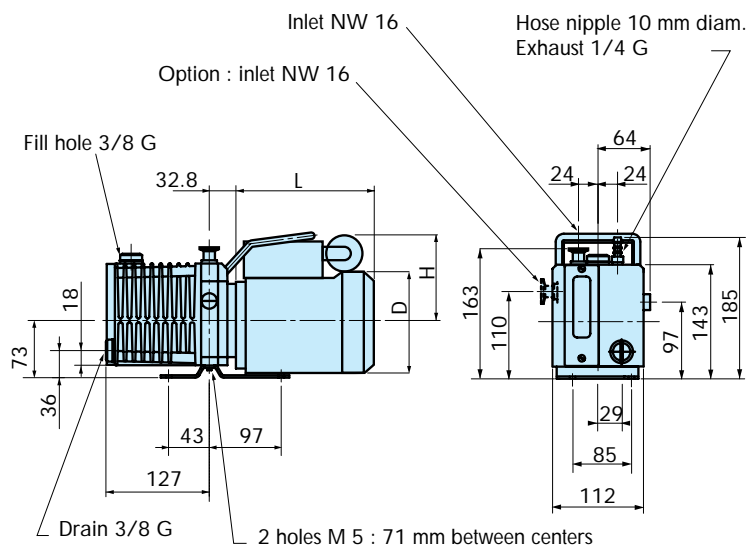
2100SD/C1



Specific dimensions according to motors

Motor type	L mm	D mm	H mm	a mm	b mm
2100 VDE	310	196	140	44.5	86
2100 CSA	305	195	140	44.5	86
2100 JIS	310	196	140	44.5	86

2002I



Specific dimensions according to

P/N	Lmm	Dmm	Hmm
785830	164	136	93
785829	164	136	96
785800	190	136	102
785801	186	136	95
	195	138	108

Rotary Vane Pumps

PASCAL series

5 to 21 m³/h all series ordering information

Rotary vane pump part numbers can be generated using the following table:

	Number of stages	
	One	Two
Code	1	2

	Nominal pumping speed m ³ /h			
	05	10	15	21
Code	05	10	15	21


	Series				
	I	SD	C1	C2	H1
Code	AE	SD	C1	C2	H1

	Type of motor		
	Single phase with on/off switch	Single phase w/o switch	Three-phase
Code	M	S	T

	Voltage configuration	
	Low voltage	High voltage
Code	L	H

	Line cord set 2 m long (*)				
	U.S.A.	France /Germany	U.K.	Japan	Switzerland
Code	A	E	K	J	S

	Oil (**)	
	With mineral oil	Without oil
Code	M	N



For example

You need

Number of stages	2
Nominal Pumping Speed m ³ /h	05
Series	AE
Type of motor	M
Voltage Configuration	L
Line Cord Set	A
Oil	M

= **2 05 AE M L A M**

(*): For single-phase motor only. Three-phase motors are delivered without cable and plug (except for US market), but in any case codes A, J, E, K, S must be indicated.

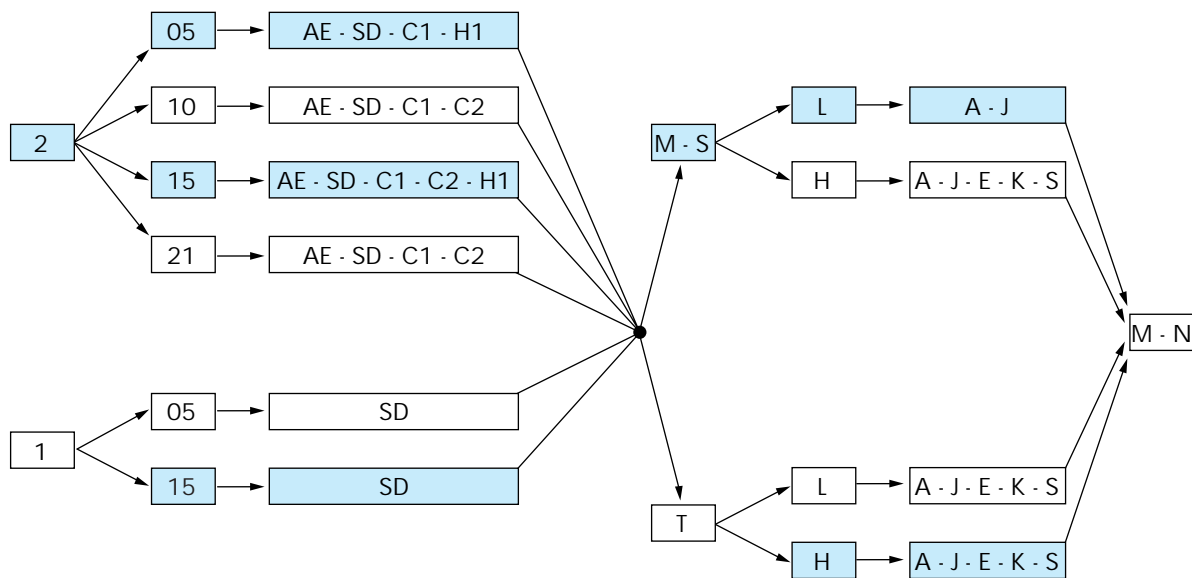
(**): for C2 series, code N is the only choice.

Rotary Vane Pumps

PASCAL series

Available configurations

Example: Part number **215SDMLAM** is a 2015SD series with universal single-phase motor (with on/off switch) in low voltage configuration, equipped with cable and 115V plug for USA, supplied with mineral oil charge.



Lubricating fluid

• **I/SD/C1/H1 Series:** delivered with one initial charge of mineral oil (A119 for the US market; A120 for other countries).

C2 Series: factory prepared for operation with A113 synthetic fluid; fluid must be ordered separately: see page 92 and 93.

Electrical motors

Specific motors are described page 68.

Inlet and exhaust ports

The standard configuration is both inlet and exhaust ports in the vertical position.

Horizontal positions are available on request as specials.

Rotary Vane Pumps

PASCAL series

33 - 63 m³/h (27-50 cfm) all series ordering information

Pump model	PART NUMBER according to three-phase motor type				
2033 SD	786008	785211	794226	UT2033SD	(*)
2033 C1	786012	785212	794227	UT2033C1	(*)
2033 C2	785849	794212	794228	UT2033C2	(*)
2033 H1					
Exhaust pressure < atm	794287	794293	794285	UT2033H1.B	(*)
Exhaust pressure > atm	785263	794214	794229	UT2033H1.A	(*)
Motor P/N	054113	054112	065973	054062(**)	
2063 SD	786021	785214	794217	UT2063SD	(*)
2063 C1	786022	785215	794218	UT2063C1	(*)
2063 C2	785848	794213	794219	UT2063C2	(*)
2063 H1					
Exhaust pressure < atm	794290	794292	794286	UT2063H1.B	(*)
Exhaust pressure > atm	785261	794215	794220	UT2063H1.A	(*)
Motor P/N	054402	054461	065974	054063(**)	
Standards	CE/VDE530	CSA/CE	CE/JIS	UL/CSA/CE	
Frequencies	Voltage				
Name plate	Δ/Y	Δ/Y	Δ	ΔΔ/Δ	
50 Hz	220/380 240/415	220/380 240/415	200	190.220/380	
60 Hz	220/380 280/480	220/380 280/480	200 220	200.230/460	
Other possible voltages	Δ/Y	Δ/Y	Δ	ΔΔ/Δ	
50 Hz	230/400	230/400		/440	
60 Hz	230/460 255/440	230/460 255/440		/380	

(*) : add L or H to the part number for desired Low or High voltage configuration.

(**) : specific motor for US market, featuring a 12 pin terminal box.

Important

In order to get expected performances from pump and motor ; it is important to make sure that electrical power is supplied with

100 m³/h (90 cfm) all series ordering information

Pump model	PART NUMBER according to three-phase motor type		
2100SD	786030 UT2100SD for USA*	794270 UT2100SD for USA*	794272
2100C1	786510 UT2100C1 for USA*	794271 UT2100C1 for USA*	794273
Motor P/N	083449	054502	065975
Standards	CE/VDE530	CSA	CE/JIS
Frequencies	Voltage		
Name plate	Δ/Y	Δ/Y	Δ
50 Hz	220/380 240/415	220/380 240/415	200
60 Hz	220/380 280/480	220/380 280/480	200 220
Other possible voltages	Δ/Y	Δ/Y	Δ
50 Hz	230/400	230/400	
60 Hz	230/460 255/440	230/460 255/440	

2 m³/h (1.4 cfm) ordering information

Pump model	PART NUMBER according to single-phase motor type				
2002I	785830	785829	785800	785801	795756 UM2002I for USA
Oil type	A120	A119	A120	A120	A119
Motor P/N	052090	052093	052093	052094	100157
Standards	CE/CSA	CSA	CSA	CSA	UL/CSA/CE
Frequencies	Voltage				
50 Hz	220/240	100/110	100/110	200/220	115
60 Hz		100/115	100/115	200/230	208/230

* : add L or H to the part number for desired high or low voltage configuration.

PASCAL series rotary vane pumps are delivered with the following:

Lubricating fluid

SD.I.C1.H1 series: one initial charge of mineral oil (A119 for US market; A120 for other countries).

C2 series: factory prepared for operation with A113 synthetic fluid; fluid must be ordered separately: see page 92 and 93.

Electrical motors

They are supplied with power cable and plugs for single phase types; and without for three phase types.

Single phase and three phase motors are available in different versions complying with major international standards: VDE/UL/CSA/JIS.

Specific motor for pumps from 5 to 21 m³/h are described page 68.

Special motors are available on

Oils and fluids

Rotary vane pumps are mechanical pumps in which lubricating fluid performs three major functions:

- lubrication between moving parts
- heat exchange between pumping module and oil casing cooling fins.
- internal clearance reduction between moving parts for high compression ratio.

In order to achieve the desired ultimate pressure, oils and fluids must have very low saturated vapor pressure and specific viscosities within the internal temperature range of the pumps.

Alcatel has selected high quality oils and fluid, suitable for a wide range of applications.

Selection of the appropriated fluid must take into consideration operating conditions as well as gas corrosion.

PASCAL series rotary vane pumps can be operated with other oils than the ones listed below; using different oils can affect all specified ultimate

PASCAL series rotary vane pumps are delivered with the following Lubricating fluid:

¥ SD. I. C1. H1 series: one initial charge of mineral oil (A119 for US market; A120 for other countries).

¥ C2 series: factory prepared for operation with A113 synthetic fluid; fluid must be ordered separately.

	Type	Vapor pressure	Viscosity	Density	Flash point	Applications
A119	mineral oil	4.10 ⁻⁵ mbar at 25°C	54 cst at 40°C 8.1 cst at 100°C	0.860	213°C	general purposes, non corrosive gases, low temperature starting
A120	Paraffin based mineral oil	1.3.10 ⁻⁶ mbar at 65°C	118 cst at 40°C 12.5 cst at 100°C	0.886	260°C	general purposes non corrosive gases
A121	special hydrocarbon, based mineral oil	6.6.10 ⁻⁷ mbar at 25°C	67 cst at 38°C	0.830	296°C	high pressure and high temperature, frequent cycling
A102	mineral oil	10 ⁻² mbar at 65°C	98 cst at 40°C 11.1 cst at 100°C	0.880	230°C	anti-emulsion water vapor and organic acids vapor pumping
A111	hydrocarbon based synthetic oil	10 ⁻⁶ mbar at 65°C	100 cst at 40°C 7.8 cst at 100°C	0.870	212°C	high pressure and high temperature
A113	PFPE synthetic fluid	6.10 ⁻⁵ mbar at 100°C	100 cst at 40°C 11 cst at 100°C	1.9	none	oxygen and highly corrosive gases pumping
A200	vacuum distilled mineral oil	6.10 ⁻⁶ mbar at 25°C	58 cst at 40°C 8.5 cst at 100°C	0.860	223°C	low backstreaming chemical resistance
A300	double distilled hydrocarbon based mineral oil	2.10 ⁻⁶ mbar at 25°C	56 cst at 40°C 8.9 cst at 100°C	0.860	243°C	highly resistant to chemical attack, pumping of Lewis acid, halogens...
A155	synthetic di-ester fluid	10 ⁻³ mbar at 100°C	94 cst at 40°C 9.1 cst at 100°C	0.957	252°C	pumping of NH3 and hydrocarbon vapors. R134a initial circuit evacuation. Resistant to oxidation, avoid formation of deposits

Oils and fluids ordering information

Oil Type	Container size	PART NUMBER		
		USA	Other countries	
A119	1 liter	98101	103855	
	1 gallon	98102		
	55 gallons	98103		
A120	2 liters		068099	
	5X2 liters		068844	
	56 liters		010991	
A121	1 liter	14128	102724	
A102	2 liters	010996	010996	
	5X2 liters		068853	
	56 liters		010987	
A111	1 liter	064656	064655	
	2 liters			
	5X2 liters			
A113	1 kg	98703		
	2 kg	98704		
	8 kg	98705		
	0.5 liter		064657	
	2.5 liters		064659	
A200	1 liter	98201	068694	
	1 gallon	98202		
	55 gallons	98203		
	3.8 liters			068695
	19 liters			068696
A300	1 liter	98301	068890	
	1 gallon	98302		
	55 gallons	98303		
	3.8 liters			068891
	19 liters			068892
A155	1 liter	109233	109233	

Optional "inert" fluid pump preparation

Factory preparation of new rotary vane pump with ALCATEL 113 PFPE fluid is necessary for all series (except C2 series).

PFPE fluid

The PFPE fluid must be ordered separately (see above).

Class B preparation includes: complete pump disassembly, degreasing and reassembly with new viton seals and re-certification of pump to specifications with PFPE fluid.


Maintenance kits ordering information

Model	Major kit	Minor kit	Shaft seal kit
2002 I	052132	052133	-
2002 C1	104421	104420	-
2005 I	103906	103912	065612
2010 I	103907	103912	065612
2015 I	103908	103912	065612
2021 I	103909	103912	065612
2005 SD	103902	103911	065875
2010 SD	103903	103911	065875
2015 SD	103904	103911	065875
2021 SD	103905	103911	065875
2005 C1	104976	104975	065612
2010 C1	104977	104975	065612
2015 C1	104978	104975	065612
2021 C1	104979	104975	065612
2010 C2	104614	104975	065612
2015 C2	104615	104975	065612
2021 C2	104616	104975	065612
2005 H1	104612	104611	-
2015 H1	104613	104611	-
1005 SD	104622	103911	065875
1010 SD	104623	103911	065875
1015 SD	104643	105515	065875
1021 SD	104644	105515	065875
1005 C1	104617	104975	065612
1010 C1	104618	104975	065612
1015 C1	104619	104975	065612
1021 C1	104620	104975	065612

Model	Major kit	Minor kit
2033 SD	054288	054285
2063 SD	054487	054485
2100 SD	054595	083282
2033 C1	054289	054286
2063 C1	054489	054488
2100 C1	054664	054663
2033 C2	065124	065123
2063 C2	065553	065552
2033 H1	054283	054282
2063 H1	054484	054483
1033 SD	104416	054285
1063 SD	104417	054485
1033 C1	104418	054286
1063 C1	104419	054488

In order to simplify maintenance performed in the field, ALCATEL offers maintenance kits including interchangeable components:

- Minor kit includes all necessary seals (shaft seals, o-rings, valves...).
- Major kit includes Minor kit plus vanes, springs, plugs...
- Shaft seal kit includes all components (lip seals, shaft sleeve...) necessary for fast periodic renewal of external shaft sealing. (only for 5 to 21 m³/h SD,I,C1,C2 series).



Rotary Vane Pumps

PASCAL series

Accessories

A full and comprehensive line of accessories.

Configuring and optimizing rotary vane pumps operation for some applications requires the use of different accessories.

ALCATEL has developed a full line of accessories to be used with the PASCAL series.

These accessories have been designed in order to facilitate operation, assembly and disassembly; inlet and exhaust

flanges comply with ISO-KF standard. For some applications, the use of accessories may be the best way to enhance performance and reliability of vacuum systems.

Our specialists can assist you in making the proper selection.



Rotary Vane Pumps PASCAL series



OME 25 S



ST 25 C



OME 25 HP



OME 50 C



OME 40 C1



LNT 25 P1



LNT 25 C



DE 2

Rotary Vane Pumps

PASCAL series

	2002 I	2002 C1	2005 - 2021 I	2005 - 2021 SD	2005 - 2021 C1	2010 - 2021 C2	2005 - 2015 H1	2033 - 2063 SD	2033 - 2063 C1	2033 - 2063 C2	2033 - 2063 H1	2100 SD	2100 C1
Oil mist eliminators													
OME 2002 I	●												
OME 2002 C		●											
OME 25 S			●	●									
OME 25 HP			●	●									
OME 25 C/H					●	●	●						
OME 40 S								●					
OME 40 C1									●	●			
OME 40 C2										●			
OME 40 H											●		
OME 50 S												●	
OME 50 C													●
Oil drain kits													
ODK 1			●	●									
ODK 2			●	●									
Liquid nitrogen traps													
LNT 25 S			●	●									
LNT 25 C					●	○	○						
LNT 25 P1			●	●	○	○							
LNT 25 P2			●	●	○	○							
LNT 40								●	●	○	○		
LNT 50								○	○	○	○	●	●
Sorption traps													
ST 25 S			●	●									
ST 25 C			●	●									
ST 40								●					
ST 50												●	
Dust filter													
DFT 25			●	●									
DFT 40								●					●
Condensate trap													
			●	●	○	○							
Remote gas ballast													
AGB 4			●	●	○								
AGB 36								●	○				
External oil filters													
DE 1					●	●			●	●			
DE 2									●	●			
Oil level switches													
OLS 4			●	●									
OLS 36								●					

●: Possible without restrictions ○: Possible with restrictions

Rotary Vane Pumps

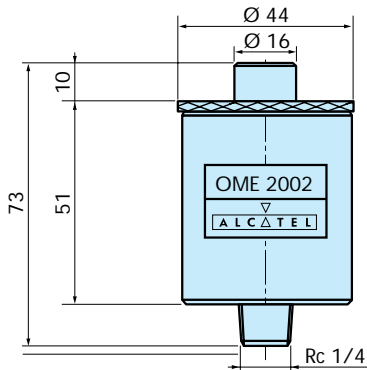
PASCAL series

Oil mist eliminators

During rotary vane pump operation, oil mist escapes from the exhaust port; mainly when pumping between atmospheric pressure and 1 mbar.

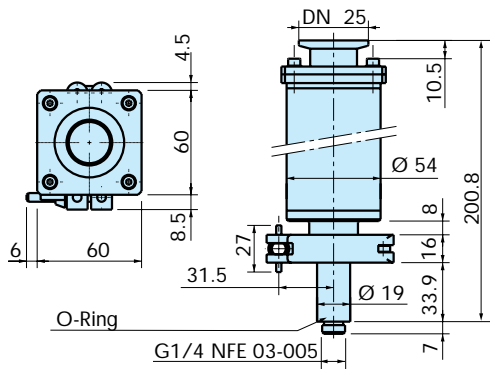
Oil mist eliminators retain oil mist contained in the exhausted gases with a high level of separation; an internal over pressure valve prevents exceeding the maximum permissible exhaust pressure.

OME 2002 I



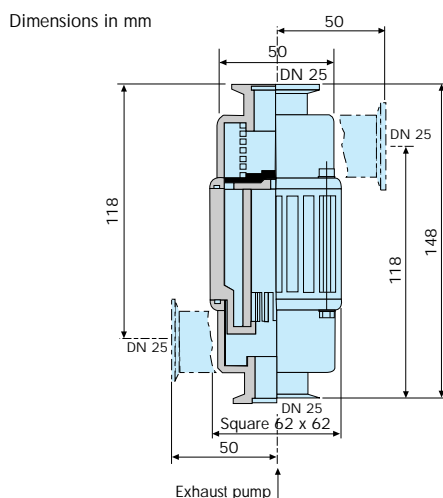
- material: body: aluminum
..... cartridge: epoxy/glass micro-fiber
- weight: 0.1 kg 0.22 lbs
- inlet port: thread RC 1/4"
- exhaust port: Ø 16 mm
- P/N: **062886**
- replacement cartridge (single): P/N 062824

OME 2002 C



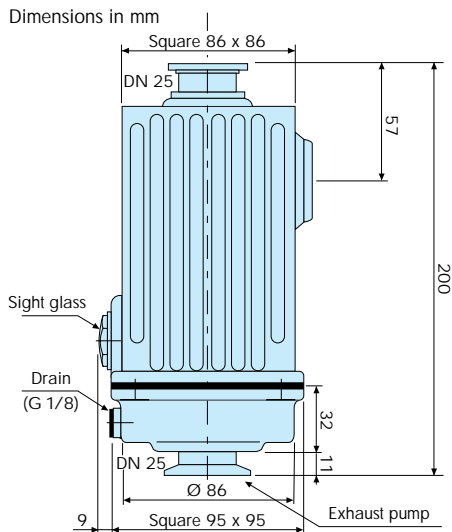
- material: body : stainless steel
..... cartridge : PTFE/glass micro-fiber
- weight: 0.9 g 2 lbs
- inlet port: thread RC 1/4"
- exhaust port: DN25 ISO-KF
- P/N: **104378**
- replacement cartridge (set of 5): P/N 066806

OME 25 S



- material: body : polyamide
..... cartridge : epoxy/glass micro-fiber
- weight: 0.217kg 0.477 lbs
- inlet port/exhaust port: DN25 ISO-KF
- P/N: **104200**
- replacement cartridge, set of 5: P/N 068838
single: P/N 068304
- supplied with: 1 centering ring, 1 clamp,
1 additional angle port

OME 25 HP/HP+



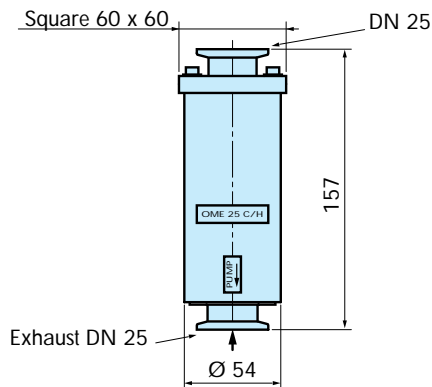
Specially designed for applications involving frequent cycling or high pressure operation; OME 25 HP is mainly dedicated to 15 m³/h and 21 m³/h rotary vane pumps.

- ❑ material: body : aluminum
..... cartridge : epoxy/glass micro-fiber
- ❑ weight: 1.2 kg 2.64 lbs
- ❑ inlet port/exhaust port: DN25 ISO-KF
- ❑ P/N: **104199**
- ❑ replacement cartridge (single): P/N 100522
- ❑ supplied with: 1 centering ring and 1 clamp

Same design as **OME HP**, incorporating a more efficient cartridge : **OME25HP+** is the next step toward completely oil free exhausted gases.

- ❑ P/N: **108341**
- ❑ replacement cartridge (single): P/N 107494
(materials: PU/PET/glass micro-fiber/PA)

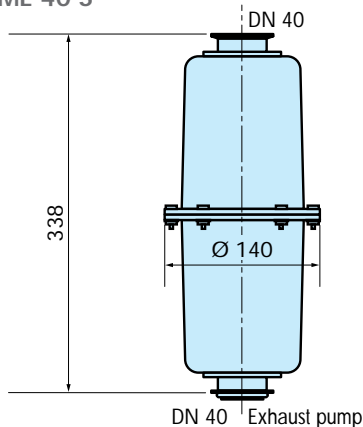
OME 25 C/H



For applications involving corrosive gases or high level of tightness.

- ❑ material: body : stainless steel
..... cartridge : PTFE/glass micro-fiber
- ❑ weight: 0.530 kg 1.77 lbs
- ❑ leak rate: $\leq 2 \cdot 10^{-7}$ mbar l/s
- ❑ inlet port/exhaust port: DN25 ISO-KF
- ❑ P/N: **066849**
- ❑ replacement cartridge set of 5: P/N 066806
- ❑ supplied with: 1 centering ring and 1 clamp

OME 40 S

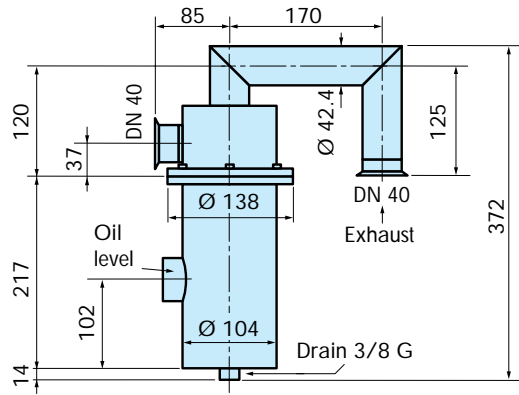


- ❑ material: body: aluminum
..... cartridge: epoxy/glass micro-fiber
- ❑ weight: 0.9kg 1.9 lbs
- ❑ inlet port/exhaust port: DN40 ISO-KF
- ❑ P/N: **104887**
- ❑ replacement cartridge (single): P/N 068443

Rotary Vane Pumps

PASCAL series

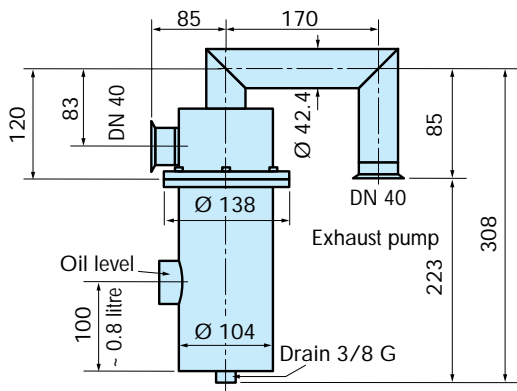
OME 40 C1



For applications involving corrosive gases,
except fluorinated gases.

- material: body: stainless steel
..... cartridge: PTFE/glass micro-fiber
- weight: 4.1 kg 9 lbs
- inlet/exhaust port: DN40 ISO-KF
- P/N: **068785**
- replacement cartridge (single): P/N 068778

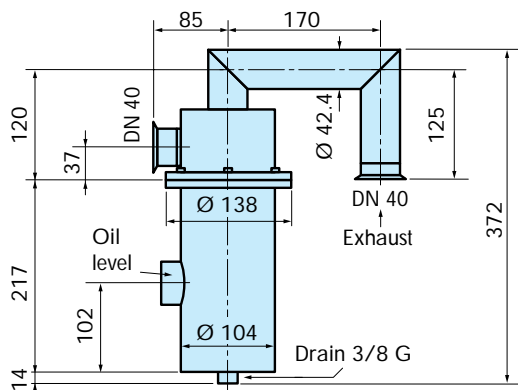
OME 40 C2



Suitable for corrosive applications involving
fluorinated gases.

- material: body : stainless steel
..... cartridge : polypropylene
- weight: 4.1 kg 9 lbs
- inlet/exhaust port: DN40 ISO-KF
- P/N: **068942**
- replacement cartridge (single): P/N 100802

OME 40 H



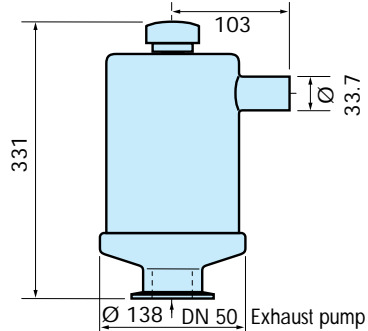
Specially designed for applications involving high
level of tightness.

- material: body: stainless steel
..... cartridge: epoxy/glass micro-fiber
- weight: 4.1 kg 9 lbs
- leak rate $\leq 2 \cdot 10^{-7}$ mbar.l/s
- inlet/exhaust port: DN40 ISO-KF
- P/N: **068744**
- replacement cartridge (single): P/N 068443

Rotary Vane Pumps

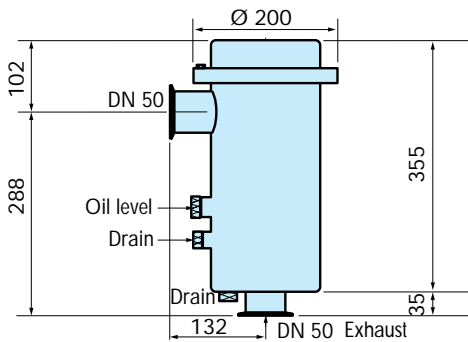
PASCAL series

OME 50 S



- ❑ material: body: steel
..... cartridge: cellulose
- ❑ weight: 3.5 kg 7.7 lbs
- ❑ inlet port: DN50 ISO-KF
- ❑ exhaust port: Ø 33.7 mm 1 1/3 inch
- ❑ P/N: **104888**
- ❑ replacement filter (1 set): P/N 082672

OME 50 C



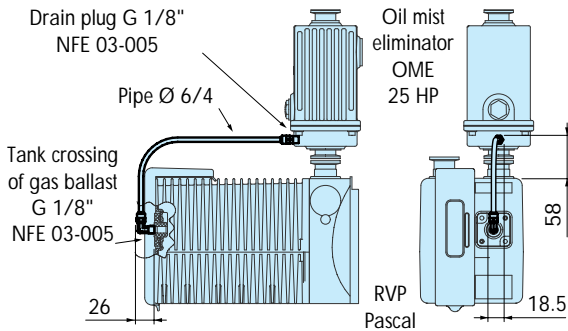
- ❑ material: body: stainless steel
..... cartridge: PTFE/glass micro-fiber
- ❑ weight: 9 kg 19.8 lbs
- ❑ inlet/exhaust port: DN50 ISO-KF
- ❑ P/N: **068996**
- ❑ replacement cartridge (single): P/N 068778
(3 are necessary)

Rotary Vane Pumps

PASCAL series

Oil drain kits

ODK 1 for 5 to 21 m³/h pumps I/SD series



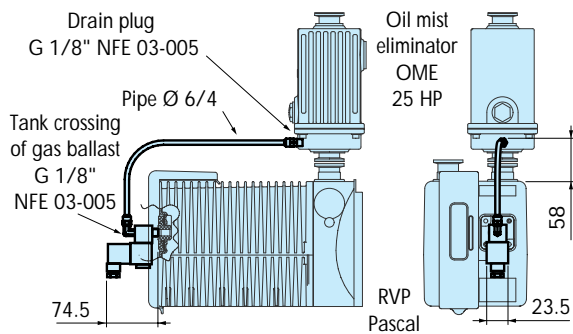
Oil Drain Kit 1 must be used with oil mist eliminator OME 25 HP. It consists of a drain pipe which is connected on one end to the bottom of the OME 25 HP, and on the other end to the inlet of the gas ballast. When operating the pump at high pressure, the oil accumulated in the OME HP is re-injected through the gas ballast.

***When using ODK 1, the pump is not tight when stopped**

□ weight: 0.1 kg 0.22 lbs

□ P/N: 104360

ODK 2 for 5 to 21 m³/h pumps I/SD series



Oil Drain Kit 2 is similar to ODK 1 with a NC solenoid valve located at the inlet of the gas ballast.

The valve must be energized by the same electrical supply as the pump; in case of power failure, the valve will close and the pump will stay tight when stopped.

□ weight: 0.3 kg 0.66 lbs

□ part numbers

	230 V 50/60 HZ	115 V 60 HZ	100 V 50/60 HZ	200 V 50/60 HZ	24 V DC
P/N	104361	104362	104363	104364	104365

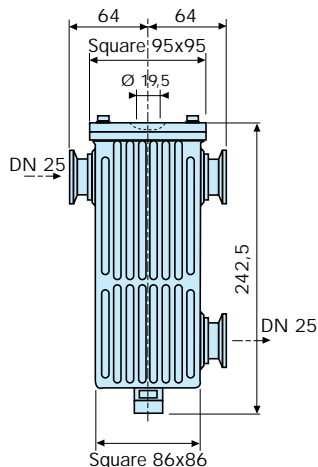
Liquid nitrogen traps

Liquid nitrogen traps condense at the pump inlet all gases whose critical condensation temperature is above -196°C (77K). They can be used either to protect the pump against condensable vapor introduction or to prevent

backstreaming of oil vapors at the pump inlet when an absolutely clean vacuum is desired (exhaust of molecular drag or turbomolecular pumps)

LNT 25 S

Dimensions in mm



- material: body: aluminum
..... thimble: stainless steel
- weight: 1.690 kg 3.72 lbs
- liquid nitrogen capacity: 0.5 l
- inlet/exhaust ports: DN25 ISO-KF
- conductance fill interval

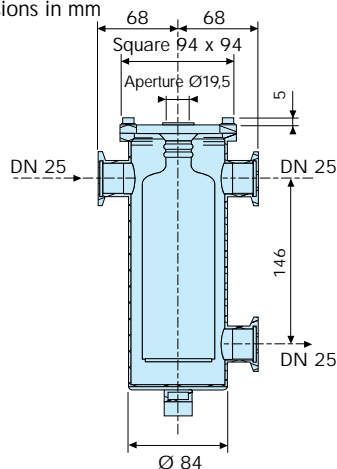
conductance	inlet pressure	fill interval	inlet pressure
44 l/s	10^{-1} mbar	5h	10^{-2} mbar
10 l/s	10^{-2} mbar	11h	ultimate

- supplied with: 1 centering ring and 1 clamp

P/N: **104197**

LNT 25 C

Dimensions in mm



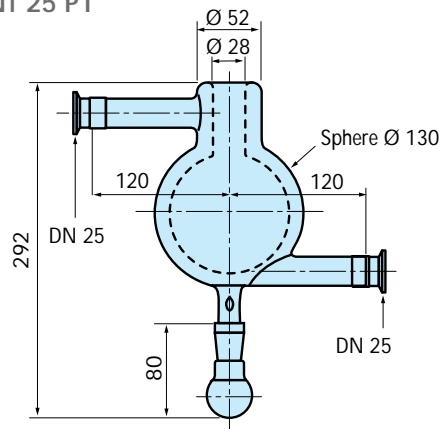
- material: body: stainless steel
..... thimble: stainless steel
- weight: 1.885 kg 4.15 lbs
- liquid nitrogen capacity: 0.5 l
- inlet/exhaust ports: DN25 ISO-KF
- conductance fill interval

conductance	inlet pressure	fill interval	inlet pressure
33 l/s	10^{-1} mbar	5h30	10^{-2} mbar
6 l/s	10^{-2} mbar	14h	ultimate

- supplied with: 1 centering ring and 1 clamp

P/N: **066889**

LNT 25 P1



- material: body: glass
..... flanges: aluminum
- weight: 1kg 2.2 lbs
- liquid nitrogen capacity: 0.5 l
- inlet/exhaust ports: DN25 ISO-KF
- conductance fill interval

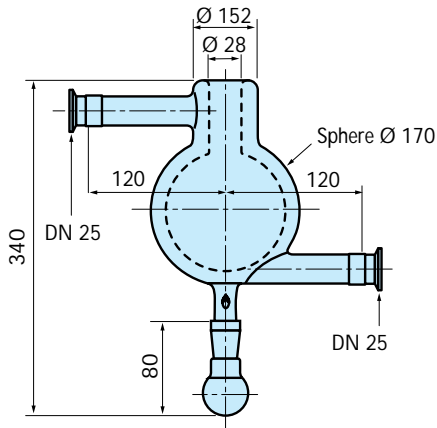
conductance	inlet pressure	fill interval	inlet pressure
6 l/s	10^{-2} mbar	5h	ultimate

P/N: **786346**

Rotary Vane Pumps

PASCAL series

LNT 25 P2

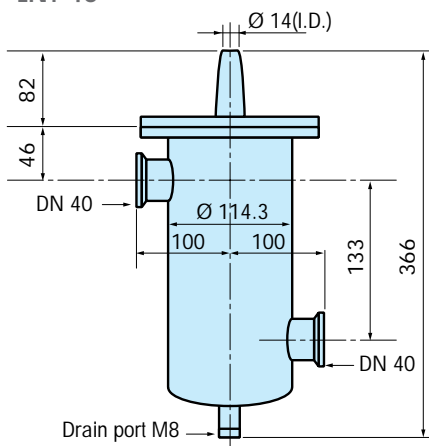


- ❑ material : body : glass
- flanges : aluminum
- ❑ weight : 1.5 kg 3.3 lbs
- ❑ liquid nitrogen capacity : 1 l
- ❑ inlet/exhaust ports : DN25 ISO-KF

conductance	inlet pressure	fill interval	inlet pressure
6 l/s	10 ² mbar	6h	ultimate

❑ P/N : 786347

LNT 40

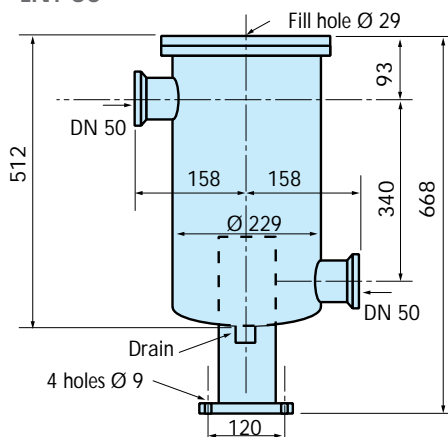


- ❑ material : body : stainless steel
- thimble : stainless steel
- ❑ weight : 3 kg 7.2 lbs
- ❑ liquid nitrogen capacity : 1 l
- ❑ inlet/exhaust ports : DN40 ISO-KF

conductance	inlet pressure	fill interval	inlet pressure
43 l/s	10 ² mbar	15h	ultimate

❑ P/N : 786537

LNT 50



- ❑ material : body : stainless steel
- thimble : stainless steel
- ❑ weight : 20 kg 48 lbs
- ❑ liquid nitrogen capacity : 6 l
- ❑ inlet/exhaust ports : DN50 ISO-KF

conductance	inlet pressure	fill interval	inlet pressure
110 l/s	10 ² mbar	15h	ultimate

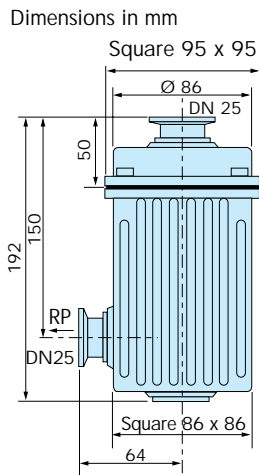
❑ P/N : 786530

Sorption traps

Sorption traps consist of a sealed body filled with adsorbent media whose extremely porous surfaces adsorb water or hydrocarbon molecules contained in the pumped gases. Sorption traps provide simple and effective protection against

oil backstreaming whenever clean vacuum is desired. The saturated adsorbent elements can be regenerated by heating (baked out in oven, or using integrated heater, according to models).

ST 25 S



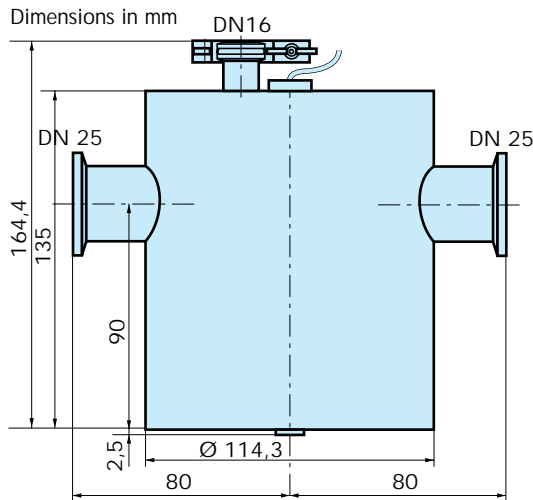
- material: body: aluminum
..... cartridge: stainless steel
- weight: trap: 1.15 kg 2.53 lbs
..... adsorbent: 0.36 kg 0.79 lbs
- inlet/exhaust ports: DN25 ISO-KF
- conductance

conductance	inlet pressure
45 l/s	10 ⁻¹ mbar
11 l/s	10 ⁻² mbar

- P/N: **104107 - without adsorbent charge**
- adsorbent charge: activated alumina: P/N 068779
..... zeolite: P/N 068182
- supplied with: 1 centering ring and 1 clamp

ST 25 C

With electrical heating element



- material: body: stainless steel
..... cartridge: stainless steel
- weight: trap: 1.4 kg 3.08 lbs
..... adsorbent: 0.26 kg 0.57 lbs
- inlet/exhaust ports: DN25 ISO-KF
- conductance

conductance	inlet pressure
45 l/s	10 ⁻¹ mbar
20 l/s	10 ⁻² mbar

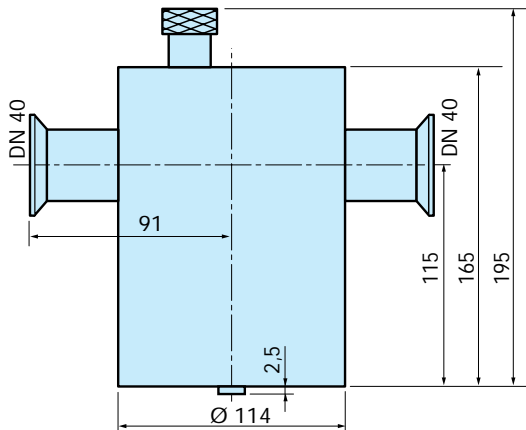
- P/N: **066845 for 115V - without charge**
- P/N: **066841 for 220V - without charge**
- adsorbent charge: activated alumina: P/N 068779
..... zeolite: P/N 068182
- heating element: 115V P/N 066876
..... 220V P/N 068319
- supplied with: 1 centering ring and 1 clamp

Rotary Vane Pumps

PASCAL series

ST 40 not available in USA

With electrical heating element



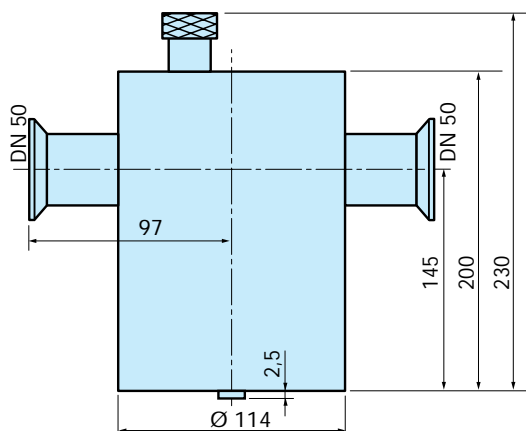
- material: body: stainless steel
..... cartridge : stainless steel
- weight: trap: 1.7 kg 3.74 lbs
..... adsorbent: 0.36 kg 0.79 lbs
- inlet/exhaust ports: DN40 ISO-KF
- conductance

conductance	inlet pressure
25 l/s	10 ⁻² mbar

- P/N: 104371 115V- 053380 220V-with zeolite charge
- adsorbent charge: activated alumina: P/N 068779
..... zeolite: P/N 068182
- heating element: 115V P/N 066876
.....220V P/N 068319

ST 50 not available in USA

With electrical heating element



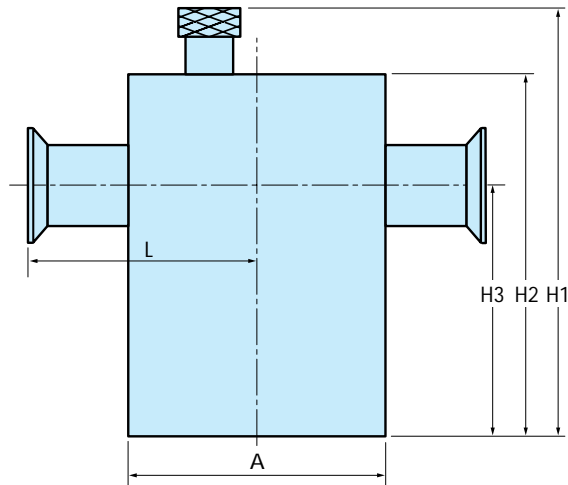
- material: body: stainless steel
..... cartridge: stainless steel
- weight: trap: 2 kg 4.4 lbs
..... adsorbent: 0.36 kg 0.79 lbs
- inlet/exhaust ports: DN50 ISO-KF
- conductance

conductance	inlet pressure
30 l/s	10 ⁻² mbar

- P/N: 104372 115V - 053381 220V-with zeolite charge
- adsorbent charge: activated alumina: P/N 068779
..... zeolite: P/N 068182
- heating element: 115V P/N 066876
.....220V P/N 068319

Specific sorption traps for USA customers - FTML 25/40/50

With 115V heating element



☐ material: body and cartridge: stainless steel

☐ weight: lbs

	FTML25	FTML40	FTML50
trap	3.1	3.74	4.4
charge	0.57	0.73	0.86

☐ dimensions: inch

	H1	H2	H3	L	A
FTML 25	5.12	3.54	2.36	3.35	4.53
FTML 40	8.46	6.89	4.72	3.54	4.53
FTML 50	8.46	6.89	4.72	4.33	5.91

☐ ordering information

P/N	trap	alumina charge	heater 115V
FTML 25	55014	55020	55021
FTML 40	55016	55020	55022

Rotary Vane Pumps

PASCAL series

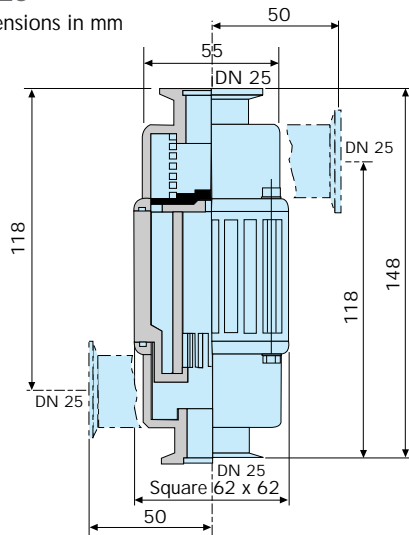
Inlet dust filter

Using inlet dust filters will prevent solid particles from entering into the rotary vane pump and avoid concentration of solid media which can act as abrasive and shorten the

pump lifetime. Periodic maintenance is required in order to keep highest pumping efficiency.

DFT 25

Dimensions in mm



- material: body: polyamide
..... cartridge: epoxy/glass micro-fiber
- weight: 0.217 kg 0.45 lbs
- filtration threshold: 6 μm
- conductance

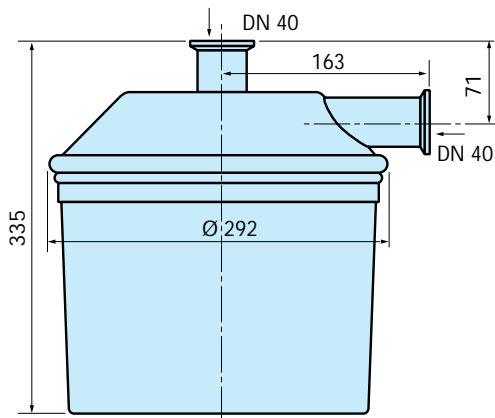
conductance	inlet pressure
2 l/s	10^{-1} mbar
0.6 l/s	10^{-2} mbar

- inlet/exhaust ports: DN25 ISO-KF

P/N: 104202

- replacement cartridge (set of 5) P/N 068837
- supplied with: 1 centering ring and 1 clamp
1 additional angle port

DFT 40



- material: body: steel
..... cartridge: PVC foam
- weight: 3.9 kg 8.58 lbs
- filtration threshold: 5 μm
- conductance

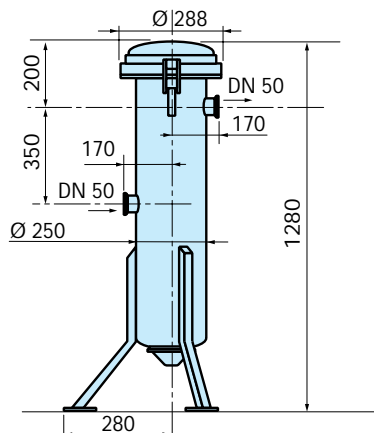
conductance	inlet pressure
44 l/s	10^{-1} mbar
12 l/s	10^{-2} mbar

- inlet/exhaust ports: DN40 ISO-KF

P/N: 104889

- replacement cartridge (set of 26) P/N: 068485

DFT 50



- material: body: steel
..... cartridge: PVC foam
- weight: 50kg 10 lbs
- filtration threshold: 5 μm
- inlet/exhaust ports: DN50 ISO-KF

P/N: 104890

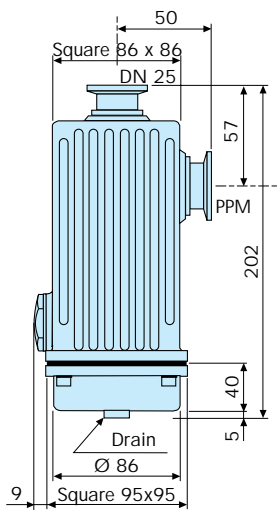
- replacement cartridge (set of 19) P/N: 068486

Condensate traps

Using condensate traps at the pump inlet will prevent introduction of some solid or liquid products (foam, deposits...) which could mix with the oil and reduce pump lifetime. Pumped gases pass through metallic filter and stainless steel wool which retain particles, solid deposits and

ensure liquid coalescence. Used at the exhaust, condensate trap can trap oil mist when operating the pump at high pressure; it can be used along with conventional oil mist eliminator.

CT 25



Dimensions in mm

- ❑ material: body: aluminum
..... filter: stainless steel
- ❑ trap capacity: 0.6 l
- ❑ weight : 1.2 kg 2.64 lbs
- ❑ conductance

conductance	inlet pressure
15 l/s	10 ¹ mbar
6 l/s	10 ² mbar

- ❑ inlet/exhaust ports: DN25 ISO-KF
- ❑ P/N: 104201
- ❑ replacement filter P/N: 066825
- ❑ supplied with: 1 centering ring and 1 clamp



Rotary Vane Pumps

PASCAL series

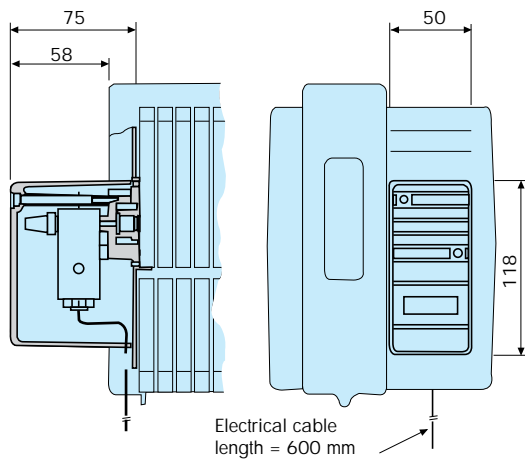
Remote controlled gas ballast

Electrically operated gas ballast is the remote controlled version of the manual gas ballast of the rotary vane pump. It consists of a **Normally Closed** solenoid valve which enables air injection into the high pressure stage of the pump.

The **Automatic Gas Ballast** can be connected to a source of dry and neutral gas; it is a convenient solution in all cases of frequent use or difficult access to the manual gas ballast.

AGB 4 for 5 to 21 m³/h pumps I/SD/C1 series

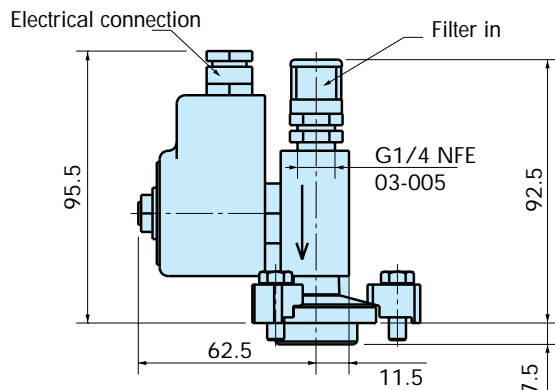
Dimensions in mm



- delivered with: 600 mm cable (without plug)
all necessary connection parts
- weight: 0.3 kg 0.66 lbs
- ordering information

P/N	230V 50/60 HZ	115V 60 HZ	100V 50/60 HZ	200V 50/60 HZ	24 V DC
AGB 4	104086	104087	104088	104366	104089

AGB 36 for 33/63 m³/h pumps SD/C1 series

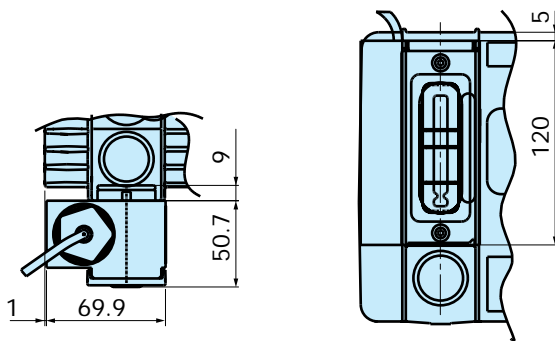


- delivered: without cable and plug
with all necessary connection parts
- weight: 0.7 kg 1.54 lbs
- ordering information

P/N	230/240V 50/60 HZ	115V 60 HZ	100V 50/60 HZ	200V 50/60 HZ	24V DC
AGB 36	068391	104367	104368	104369	104370

Oil level switches

OLS 4



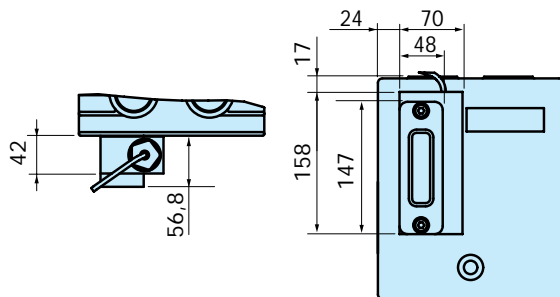
OLS 4 for 5 to 21 m³/h pumps I.SD series

OLS 36 for 33/63 m³/h pumps SD series

Oil Level Switch provide information about oil level inside the oil casing of the rotary vane pump. Whenever the pump is located in an unaccessible area or whenever a large number of pumps is to be supervised, the **OLS** is a convenient solution for remote oil level check.

- material: stainless steel/aluminum
- weight: **OLS 4**: 0.85 kg 1.87 lbs
..... **OLS 36**: 1.1 kg 2.42 lbs
- specification:
 - number of contact: 2 relays
 - status:Open when below oil level
.....Closed when above oil level
 - switching capacity: 10 VA 250V AC/DC 0.5A
 - cable:1m length (without plug)

OLS 36



P/N:OLS 4 : 104376

.....OLS 36 : 104377

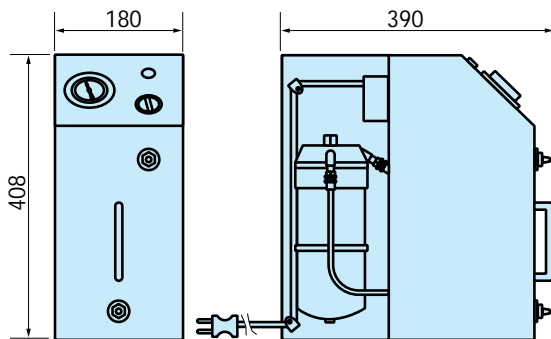
- supplied with all necessary components for installation on the oil casing

External oil filters

DE filtration system is a stand-alone unit consisting of a magnetically driven gear pump which circulates oil through filtration cartridges (DE 1: 1 cartridge - DE 2: 2 cartridges). According to filtration media and number of cartridge,

DE filter retains solid particles and/or neutralizes corrosive products contained in the oil of the pump. DE filters can be connected to any rotary vane pump from 5 m³/h to 100 m³/h; all necessary components for connexion are included.

DE 1 - DE 2

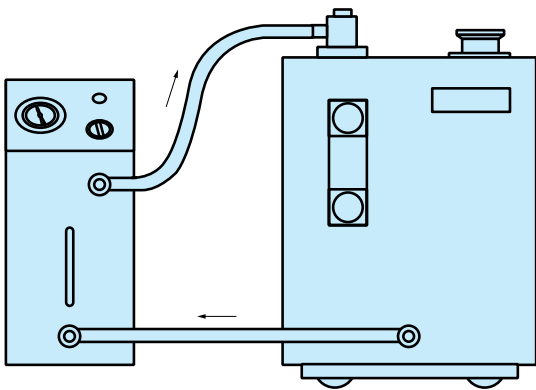


DE filters can be used with different types of filtration medias :

- ¥ **Fullers earth:** external envelope/charge of activated earth
Applications: general use.
- ¥ **Cellulose filter:** filtration of solid particles only
- ¥ **Activated alumina:** envelope/charge of activated alumina
Applications: mineral acids, Lewis acids, Polar compounds.
- ¥ **Activated charcoal:** envelope/charge of activated charcoal
Applications: Chlorinated products, water and chlorine, Nitrous vapors, Ammonia.

Rotary Vane Pumps

PASCAL series



□ specification/ordering information

	DE1	DE2
weight kg/lbs	12/24.6	17/37.4
electrical supply	110/220V 50HZ	115/230V 60 HZ
oil flow hydrocarbon	1000 - 1500 cm ³ /mn	
synthetic	1000 cm ³ /mn at 65° C	
P/N 110/115V 220/230V	068991	104375

□ replacement cartridges

type	activated alumina	activated charcoal	fullers earth	cellulose (*)
P/N	068880	068881	068533	078212

(*) 12633 for USA

□ standard (factory installed) cartridges are :

- DE 1 : activated alumina
- DE 2 : cellulose and activated alumina

□ oil volume : DE 1: 1.2 l - DE 2: 1.8 l

